



# Illinois 2018 Body Camera Report

## Table of Contents

Introduction .....	3
Executive Summary .....	4
Department Overview – Bartonville Police Department .....	5
Department Overview – Bellwood Police Department .....	6
Department Overview – Berkeley Police Department.....	7
Department Overview – Bloomington Police Department.....	8
Department Overview – Broadview Police Department .....	9
Department Overview – Centralia Police Department .....	10
Department Overview – Champaign Police Department .....	11
Department Overview – Champaign County Sheriff’s Office .....	13
Department Overview – Chenoa Police Department .....	15
Department Overview – Chicago Police Department.....	16
Department Overview – Chillicothe Police Department .....	18
Department Overview – Chrisman Police Department .....	19
Department Overview – Coles County Sheriff’s Office .....	20
Department Overview – Cook County Sheriff’s Office .....	21
Department Overview – Des Plaines Police Department.....	22
Department Overview – Du Quoin Police Department.....	23
Department Overview – East Peoria Police Department .....	24
Department Overview – Elgin Police Department.....	25
Department Overview – Evanston Police Department.....	27
Department Overview – Farmer City Police Department .....	28
Department Overview – Fayette County Sheriff’s Office.....	29
Department Overview – Freeport Police Department .....	30
Department Overview – Glenwood Police Department.....	31
Department Overview – Greenup Police Department.....	32
Department Overview – Harvard Police Department .....	33
Department Overview – Henderson County Sheriff’s Office .....	34
Department Overview – Kewanee Police Department.....	35
Department Overview – Lakemoor Police Department.....	36
Department Overview – Lincoln Land Community College Police Department.....	37
Department Overview – Loyola University Chicago Department of Campus Safety .....	38
Department Overview – Manteno Police Department.....	39
Department Overview – Metra Police Department .....	40

Department Overview – Moline Police Department .....	41
Department Overview – Morris Police Department.....	42
Department Overview – Mount Carroll Police Department .....	43
Department Overview – Mundelein Police Department .....	44
Department Overview – Neoga Police Department .....	46
Department Overview – Normal Police Department .....	47
Department Overview – Paxton Police Department .....	48
Department Overview – Peoria County Sheriff’s Office .....	49
Department Overview – Peoria Heights Police Department .....	50
Department Overview – Petersburg Police Department .....	51
Department Overview – Quincy Police Department.....	52
Department Overview – Rantoul Police Department .....	53
Department Overview – Richton Park Police Department .....	54
Department Overview – Rock Island Police Department .....	55
Department Overview – Rockdale Police Department.....	56
Department Overview – Rosemont Public Safety Department .....	57
Department Overview – San Jose Police Department.....	58
Department Overview – Sesser Police Department.....	59
Department Overview – Spring Grove Police Department.....	60
Department Overview – Springfield Police Department.....	61
Department Overview – St. Elmo Police Department .....	62
Department Overview – Sullivan Police Department .....	63
Department Overview – Union County Sheriff’s Office .....	64
Department Overview – University of Chicago Police Department .....	65
Department Overview – University of Illinois at Chicago Police Department .....	66
Department Overview – University of Illinois at Urbana Police Department.....	67
Department Overview – Waukegan Police Department.....	68
Department Overview – West Chicago Police Department.....	69
Department Overview – Wood River Police Department .....	70
Department Overview – Wyoming Police Department.....	71
Department Overview – Zion Police Department.....	72

## Introduction

---

This 2018 Body Worn Camera Report contains a summary of departments that submitted body worn camera program reports to the Illinois Law Enforcement Training and Standards Board (ILETSB). Each department overview includes narrative information and data provided by the department. Visual charts identify the ten (10) most frequent charges related to incidents; a single incident may have multiple charges. Departments reporting less than five charges excludes visual charts. ILETSB is the repository for department reports.

Sixty-three (63) law enforcement departments submitted body worn camera program reports for the period of January 1, 2018 to December 31, 2018. Categorically, one (1) railroad police department, five (5) campus law enforcement departments, seven (7) sheriff's offices, and fifty (50) municipal law enforcement departments submitted reports.

Sixteen (16) law enforcement departments utilize body worn cameras but had zero (0) recordings for the period of January 1, 2018 to December 31, 2018. Therefore, this report excludes these departments:

- Bourbonnais Police Department
- Christian County Sheriff's Office
- Country Club Hills Police Department
- Delavan Police Department
- Findlay Police Department
- Illinois Central College Campus Police Department
- Kendall County Sheriff's Office
- Ladd Police Department
- Macon County Sheriff's Office
- Maroa Police Department
- Marquette Heights Police Department
- Mattoon Police Department
- Pekin Park District Police Department
- Tower Lakes Police Department
- Ullin Police Department
- White County Sheriff's Office

## Executive Summary

---

This year's report contains nearly 2.5 times more reporting departments than last year. Departments provide a brief overview, which includes number of officers in the department, number of body worn cameras, and number of officers who use those cameras.

### ***Technical Issues***

Common technical issues include low battery life, cameras not charging, difficulty uploading footage, and cameras falling off the officer. Departments may list remedies to the issues.

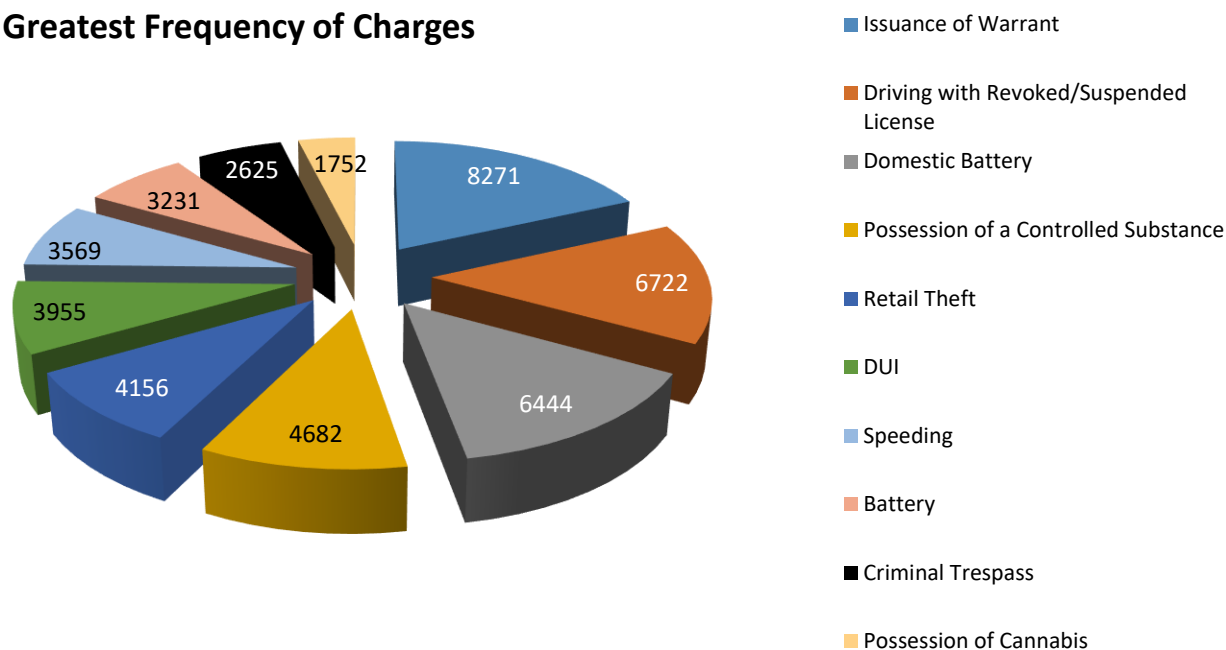
### ***Review Process***

Departments report review policy on body worn camera footage.

### ***Incidents***

Departments report incidents when prosecutors use body worn camera footage. This section counts and lists incidents and offenses charged. Please note, one (1) incident may contain multiple offenses charged. Between January 1, 2018 and December 31, 2018, sixty-three (63) departments report 73,876 incidents leading to 85,489 offenses charged. Over fifty-three percent (53%) of offenses charged were the following ten (10) offenses:

### **Greatest Frequency of Charges**



## Department Overview – Bartonville Police Department

---

Bartonville Police Department consists of a chief of police, deputy chief, detective, patrol division, and a canine officer. Eight (8) officers utilize body worn cameras.

### ***Technical Issues***

Bartonville Police Department reports issues including batteries not holding a charge for eight (8) hours, blurry or damaged camera lenses, and cameras not uploading videos to the storage server.

Replacing the batteries, exchanging body worn cameras, and updating software resolved issues.

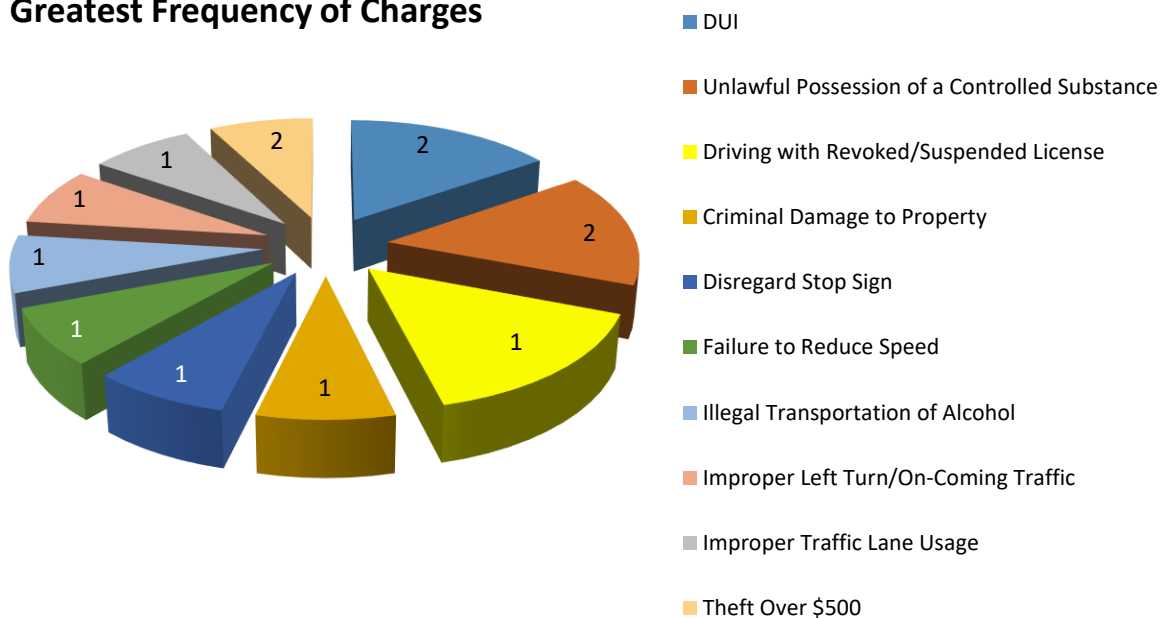
### ***Review Process***

Bartonville Police Department supervisors review necessary footage for training. When a citizen files a complaint against an officer, supervisors review the footage. Supervisors review use of force incident footage and write a report to the chief. Supervisors review footage once every sixty (60) days. Department follows 50 ILCS 706/10-20.

### ***Incidents***

Between January 1, 2018 and December 31, 2018, Bartonville Police Department reports twelve (12) incidents leading to sixteen (16) offenses charged. Below is a snapshot of greatest frequency of offenses charged.

### **Greatest Frequency of Charges**



## Department Overview – Bellwood Police Department

---

Bellwood Police Department consists of forty-three (43) full-time officers and ten (10) part-time officers. Ten (10) officers utilized body worn cameras from January 1, 2018 to July 20, 2018 during a product demo period. As of July 21, 2018, all officers utilize body worn cameras.

### ***Technical Issues***

Bellwood Police Department reports issues with the docking kiosk, the software randomly recognizes body worn cameras assigned to a different officer and downloads the footage under the different officer's name, the software gives a "Load Failure" message when previewing video file, but downloads and plays without issue, and some body worn cameras will not function. A hard reset of the camera remedies this issue.

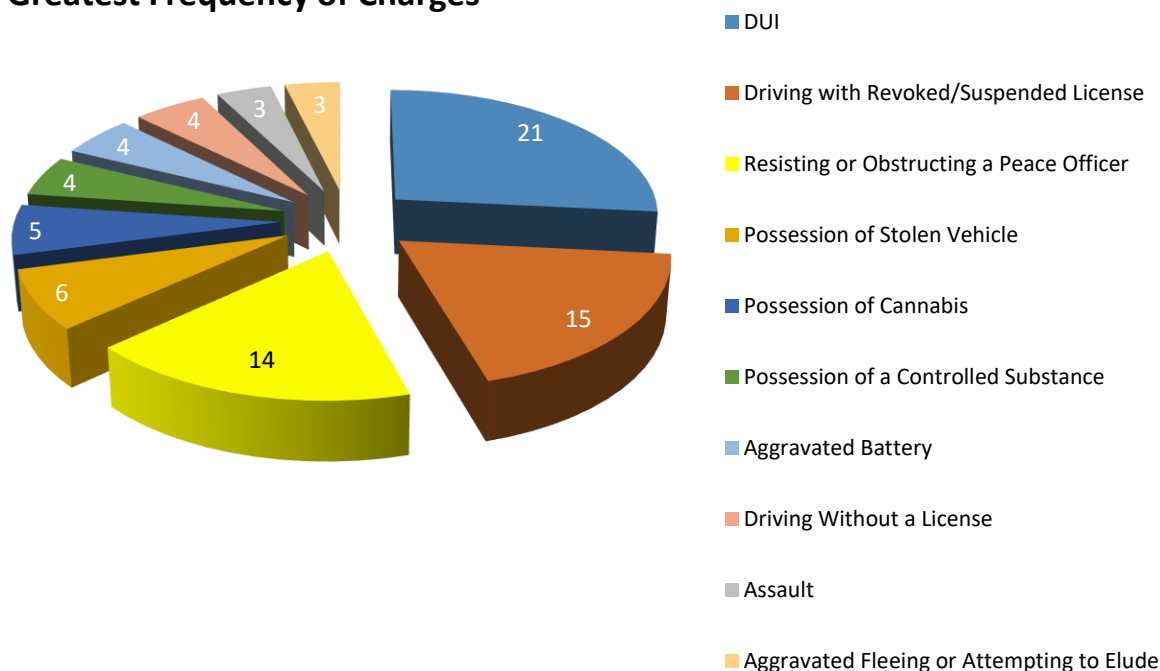
### ***Review Process***

Bellwood Police Department supervisors review body worn camera recordings to ensure cameras operate, officers appropriately use devices, and to identify areas for training or guidance.

### ***Incidents***

Between January 1, 2018 and December 31, 2018, Bellwood Police Department reports seventy-four (74) incidents leading to 130 offenses charged. Below is a snapshot of greatest frequency of offenses charged.

### **Greatest Frequency of Charges**



## Department Overview – Berkeley Police Department

---

Berkeley Police Department utilizes two (2) storage kiosks, which holds thirty-two (32) terabytes and twenty-five (25) Titan© Body Worn Cameras by twenty-two (22) officers.

### **Technical Issues**

Berkeley Police Department reports issues including powering off unintentionally, not holding a charge for twelve (12) hours, and only ten (10) of the original twenty-five (25) cameras work. Since March 2019, the storage kiosks do not function, which results in body worn cameras not operating.

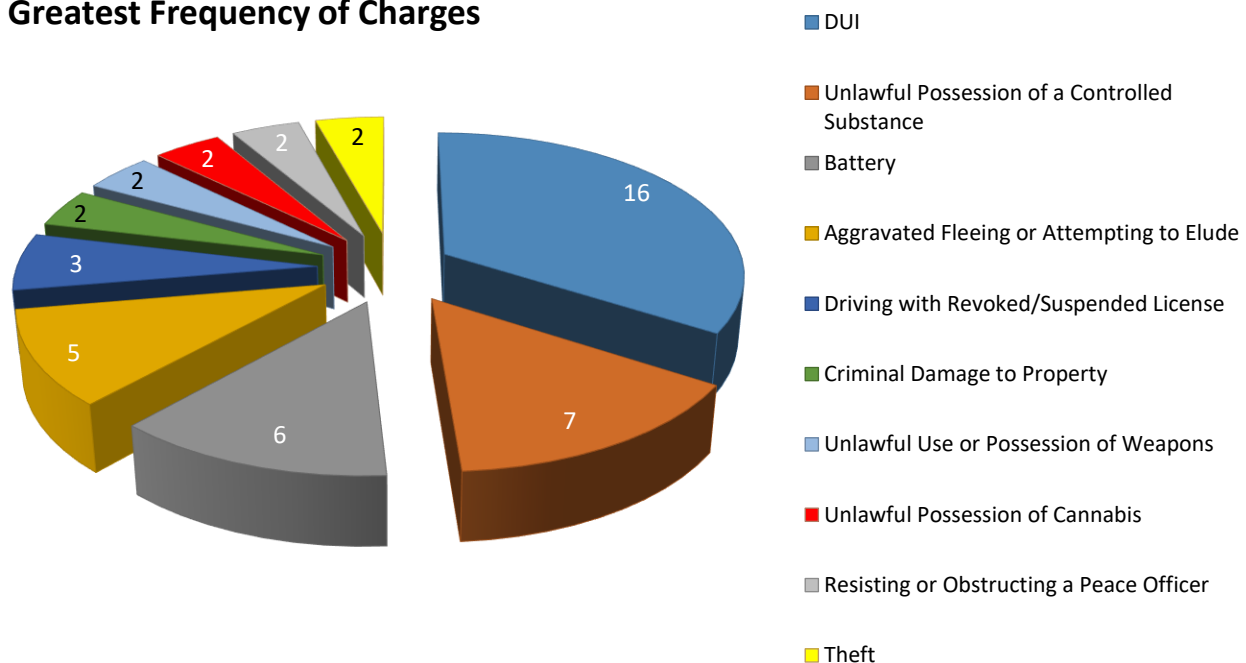
### **Review Process**

Berkeley Police Department supervisors randomly review footage to ensure officers utilize body worn cameras per Department policy and to ensure the equipment functions. Supervisors create copies of footage on DVD for use in court.

### **Incidents**

Between January 1, 2018 and December 31, 2018, Berkeley Police Department recorded sixty-three (63) incidents leading to sixty-three (63) offenses charged. Below is a snapshot of greatest frequency of offenses charged.

### **Greatest Frequency of Charges**





## Department Overview – Bloomington Police Department

Bloomington Police Department contracted with Axon on December 5, 2018 to purchase body worn cameras and replaced trial cameras on February 26, 2019. The Department deployed eighty-five (85) cameras on May 25, 2018 in groups and finished on June 29, 2018. Bloomington Police Department purchased one-hundred (100) body worn cameras with eighty-five (85) issued to individuals and fifteen (15) cameras used as pool cameras. Ninety-seven (97) officers use body worn cameras.

### ***Technical Issues***

Bloomington Police Department reports minimal equipment failures and returned some trial body worn cameras. Some dock slots do not work.

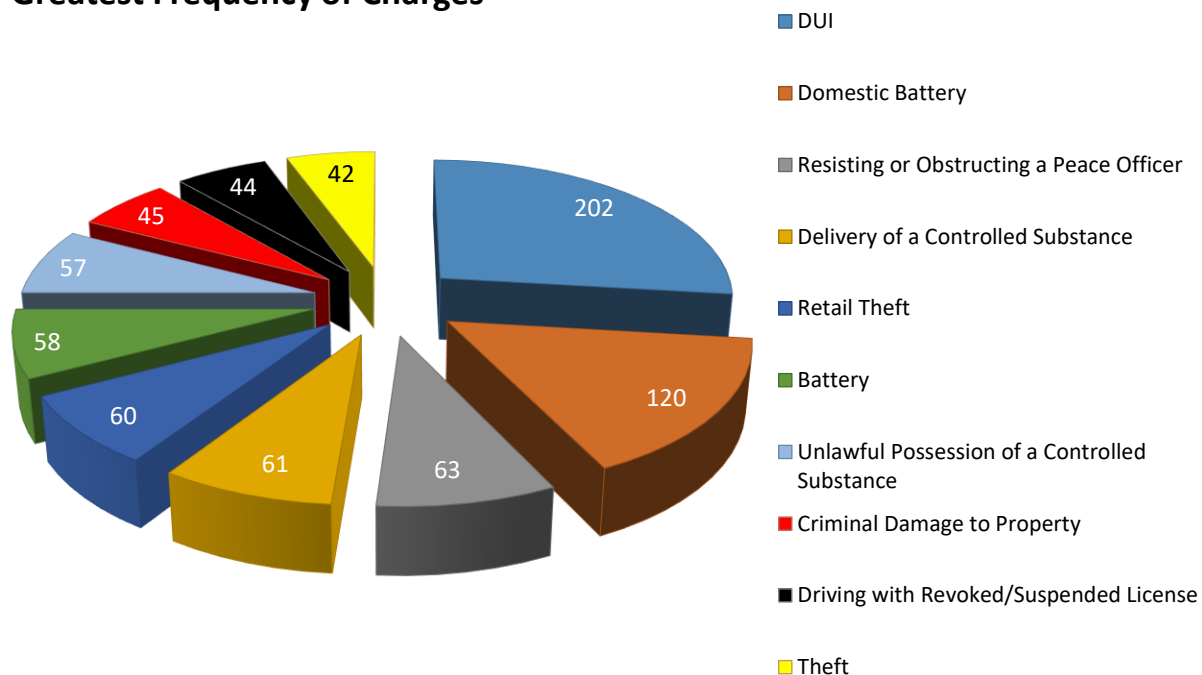
### ***Review Process***

Bloomington Police Department supervisors review footage based on calls for service, complaints, or other relevant issues, and is in the process of setting up a formal review system with supervisors.

### ***Incidents***

Between January 1, 2018 and December 31, 2018, Bloomington Police Department recorded 853 incidents leading to 1,242 offenses charged. Below is a snapshot of greatest frequency of offenses charged.

### **Greatest Frequency of Charges**



## Department Overview – Broadview Police Department

---

Broadview Police Department implemented its body worn camera program August 1, 2016. Department has thirty-one (31) body worn cameras and twenty-six (26) of the thirty (30) sworn officers utilize these body worn cameras.

### ***Technical Issues***

Broadview Police Department reports issues including low battery life and cameras freezing in pre-record mode. The Department updated firmware to resolve this issue.

### ***Review Process***

Broadview Police Department supervisors review body worn camera footage of each officer at least once every sixty (60) day period and log this review in a database.

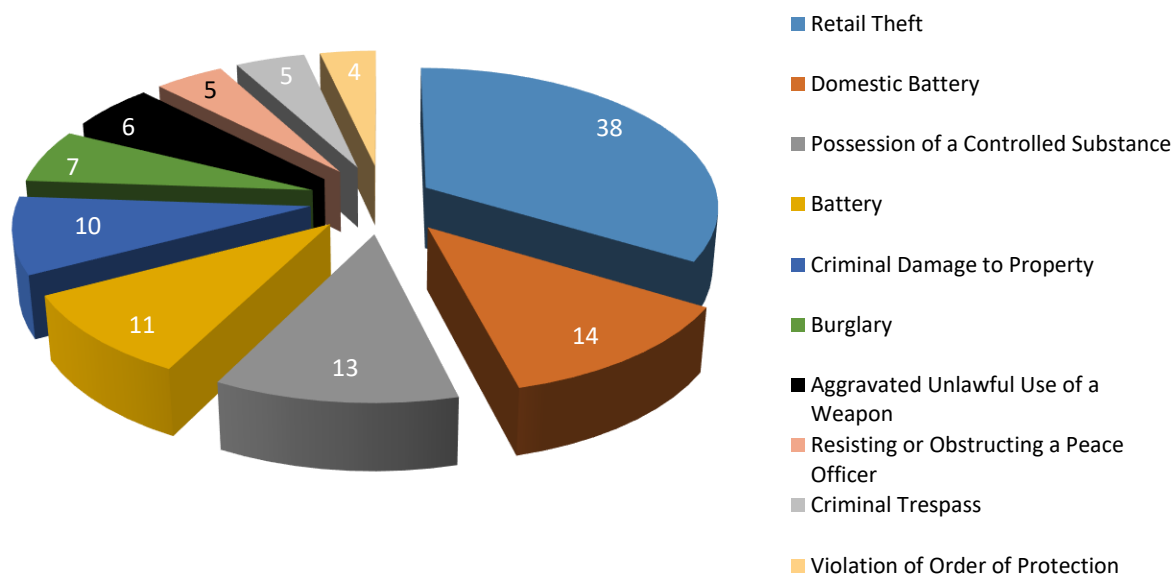
Supervisors review footage for quality control measures.

Footage may be used for discipline only if a citizen formally or informally files a complaint, an officer uses force during an incident, an incident may result in formal investigation under the Uniform Peace Officers' Disciplinary Act, or as corroboration of other misconduct.

### ***Incidents***

Between January 1, 2018 and December 31, 2018, Broadview Police Department recorded 155 incidents leading to 155 offenses charged. Below is a snapshot of greatest frequency of offenses charged.

### **Greatest Frequency of Charges**



## Department Overview – Centralia Police Department

---

Centralia Police Department initiated a body worn camera program in July 2018. Five (5) sergeants and thirteen (13) officers use Axon 2 Body Worn Cameras with two (2) extra for future officers.

### ***Technical Issues***

Centralia Police Department exchanged multiple body worn cameras with Axon. Supervisors monitor street level issues with a Body Worn Camera Evaluation Sheet. Administrative staff reviews Evaluation Sheets for reoccurring issues. Issues experienced by the Department include officers forgetting to activate cameras, officers inappropriately muting audio, and body worn cameras falling off the officer. Officer experience/familiarity reduces forgetting to activate. Centralia Police Department implemented a different mounting solution on a molle vest.

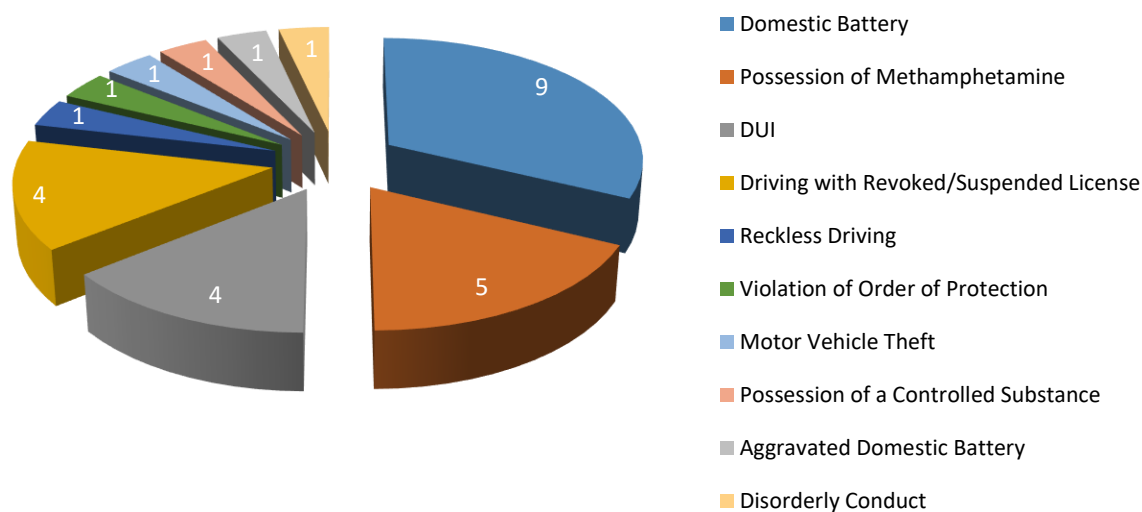
### ***Review Process***

Centralia Police Department supervisors review and forward reports and body worn camera footage for use of force above normal handcuffing and soft empty hand control. Supervisors randomly review three (3) videos each month and maintain a spreadsheet on a shared drive. This ensures proper use, functionality of equipment, professionalism, and officer safety.

### ***Incidents***

Between August 1, 2018 and December 31, 2018, Centralia Police Department recorded thirty-three (33) incidents leading to thirty-three (33) offenses charged. Below is a snapshot of greatest frequency of offenses charged.

### **Greatest Frequency of Charges**



## Department Overview – Champaign Police Department

---

Champaign Police Department fully deployed Panasonic Arbitrator Mark 2 Body Worn Cameras for all officers. A total of 122 sworn law enforcement officers utilize body worn cameras. Panasonic replaced the cameras with Arbitrator Mark 3 Body Worn Cameras on April 11, 2018.

### ***Technical Issues***

Champaign Police Department reports many issues for Arbitrator Mark 2 Body Worn Cameras:

- Officers misclassify footage;
- Charging cables fail. Department purchased cables to resolve issue;
- Camera synchronization failure. Panasonic support staff resolved issue;
- Camera uploading failure. Panasonic support staff manually uploaded footage;
- Camera mount failure. Panasonic improved magnetic mounts;
- Improperly activating cameras. Panasonic improved design;
- Camera recording failure. Camera synchronized incorrectly to car and Wi-Fi connection failed. Department provided further training;
- Footage sharing limitations. State's Attorney's Office could not access shared folder; and
- Spare cameras limited.

Arbitrator Mark 3 Body Worn Camera issues included:

- Connection/synchronization failure. Panasonic support staff resolved issues;
- Camera function failure. Reinstalled firmware, configuration files, and formatting memory cards resolved issues; and
- Data storage issue. Department purchased larger server.

### ***Review Process***

Champaign Police Department supervisors:

- Randomly view footage for quality;
- Review use of force incidents above normal handcuffing;
- Review footage officers flag and note footage reviewed before writing report;
- Randomly review footage to ensure policy compliance;
- Review footage before debriefings;
- Review footage of complaints; and
- Review footage of FOIA requests.

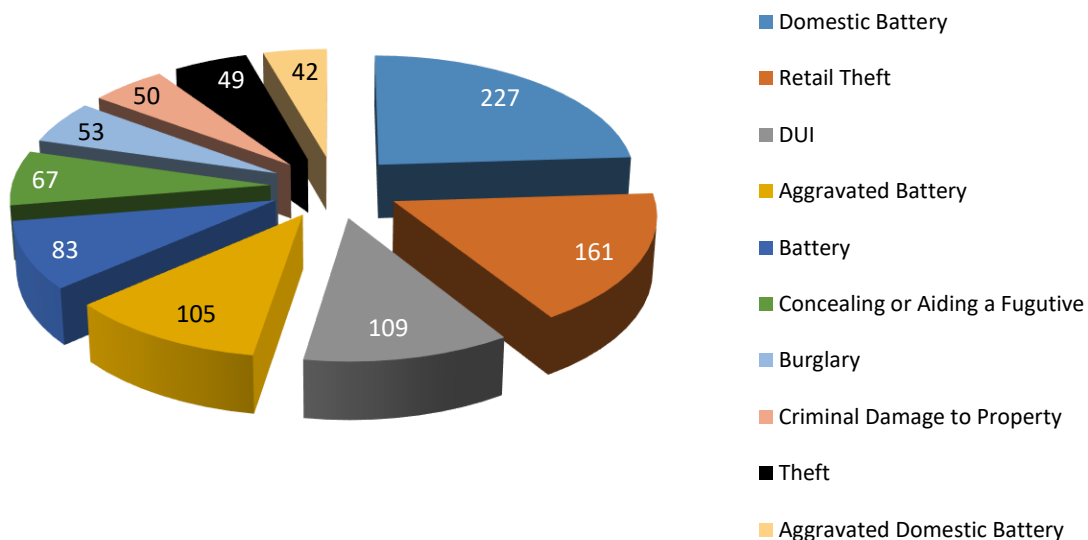
## Department Overview – Champaign Police Department continued

Deputy chief reviews accidental footage to maintain officer's privacy. City of Champaign Legal Department, Champaign County State's Attorney's Office, and defense attorneys review footage for legal proceedings.

### ***Incidents***

Between January 1, 2018 and December 31, 2018, Champaign Police Department recorded 874 incidents leading to 1,044 offenses charged. Below is a snapshot of greatest frequency of offenses charged.

### **Greatest Frequency of Charges**



## Department Overview – Champaign County Sheriff's Office

---

Champaign County Sheriff's Office began a body worn camera program in February 2015 utilizing VIEVU LE-5 Body Worn Cameras. Since October 2017, the Sheriff's Office uses VIEVU Solution, a fully hosted digital evidence management system built on Microsoft Azure Government cloud, to manage footage and share with State's Attorney's Office.

The Sheriff's Office consists of fifty-four (54) sworn deputies. Six (6) administrators do not use cameras. Six (6) patrol sergeants, thirty-three (33) patrol deputies, one (1) investigation sergeant, and seven (7) investigators use cameras. All patrol sergeants and twenty-eight (28) deputies use two (2) body worn cameras, one (1) as an in-car camera. Eleven (11) deputies use one (1) camera.

### ***Technical Issues***

Champaign County Sheriff's Office reports activation switches and mounting clips broke. VIEVU provided repair kits. Cameras experienced visibility issues in extreme weather and nighttime recording.

### ***Review Process***

Champaign County Sheriff's Office reports:

Weekly, administrative staff review at least four (4) videos, one (1) from each shift. Captain of the Law Enforcement Division remedies reported issues.

Weekly, shift supervisors review at least six (6) videos from their shift for quality. Patrol Division lieutenant remedies reported issues. Audits consider information including:

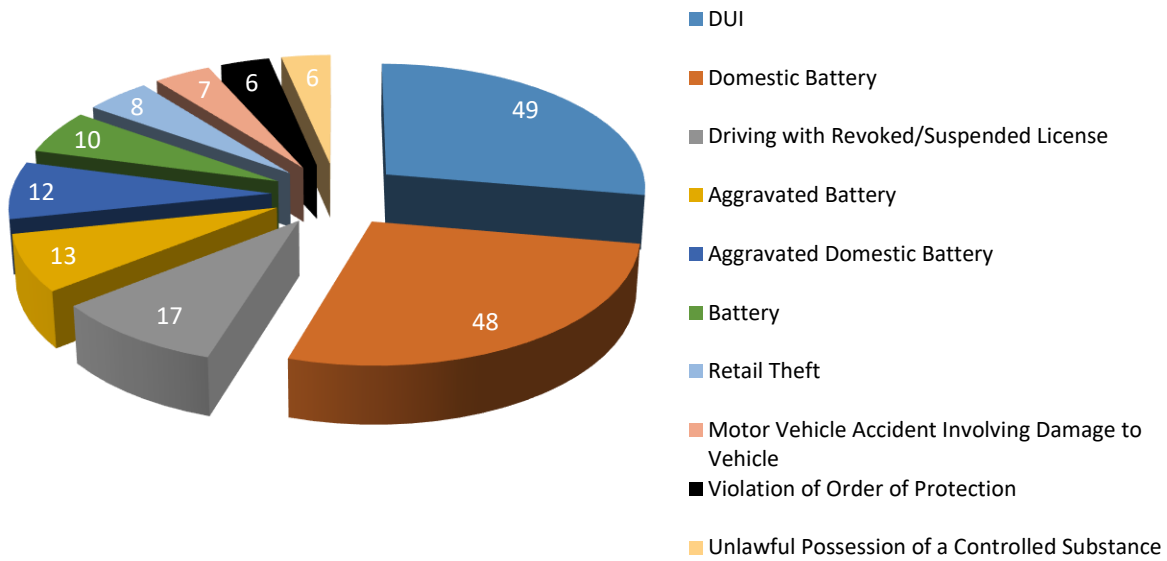
- Subjects advised of recording;
- Appropriate response to resistance;
- Appropriate dialogue with subjects and proper de-escalation techniques;
- Capture best footage;
- Proper categorization; and
- All deputies reviewed.

### ***Incidents***

Between January 1, 2018 and December 31, 2018, Champaign County Sheriff's Office recorded 256 incidents leading to 258 offenses charged. On the following page is a snapshot of greatest frequency of offenses charged.

## Department Overview – Champaign County Sheriff's Office continued

### Greatest Frequency of Charges



## Department Overview – Chenoa Police Department

---

Chenoa Police Department utilizes seven (7) body worn cameras. Thirteen (13) officers use body worn cameras.

### ***Technical Issues***

Chenoa Police Department replaced body worn cameras that stopped functioning.

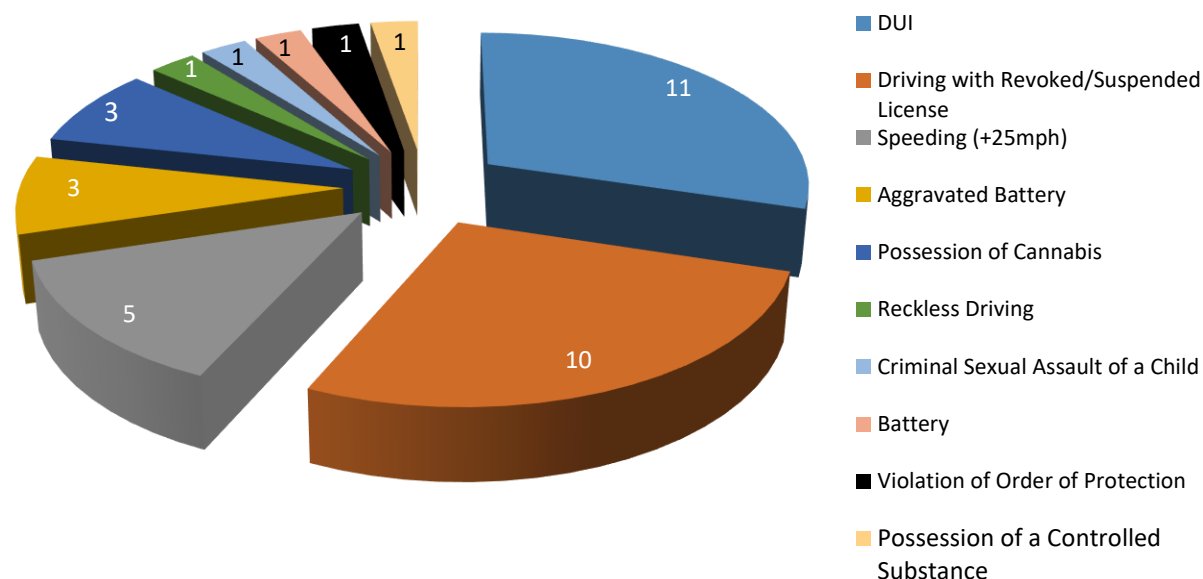
### ***Review Process***

Chenoa Police Department supervisors randomly review videos to ensure policy compliance. Supervisors review footage of major crimes and complaints.

### ***Incidents***

Between January 1, 2018 and December 31, 2018, Chenoa Police Department recorded thirty-eight (38) incidents leading to thirty-eight (38) offenses charged. Below is a snapshot of greatest frequency of offenses charged.

### **Greatest Frequency of Charges**





## Department Overview – Chicago Police Department

---

Chicago Police Department consists of five (5) bureaus: The Bureau of Detectives, The Bureau of Organized Crime, The Bureau of Organizational Development, The Bureau of Technical Services, and The Bureau of Patrol. The Chicago Police Department prioritizes body worn camera deployment in the Bureau of Patrol.

Chicago Police Department Bureau of Patrol consists of twenty-two (22) patrol districts, which contains 7,250 sworn officers. Most of these officers use body worn cameras. Chicago Police Department uses approximately 7,650 officer worn cameras.

### ***Technical Issues***

Chicago Police Department experienced device batteries leaking after two (2) years. Vendor replaced the batteries.

### ***Review Process***

Chicago Police Department supervisors ensure:

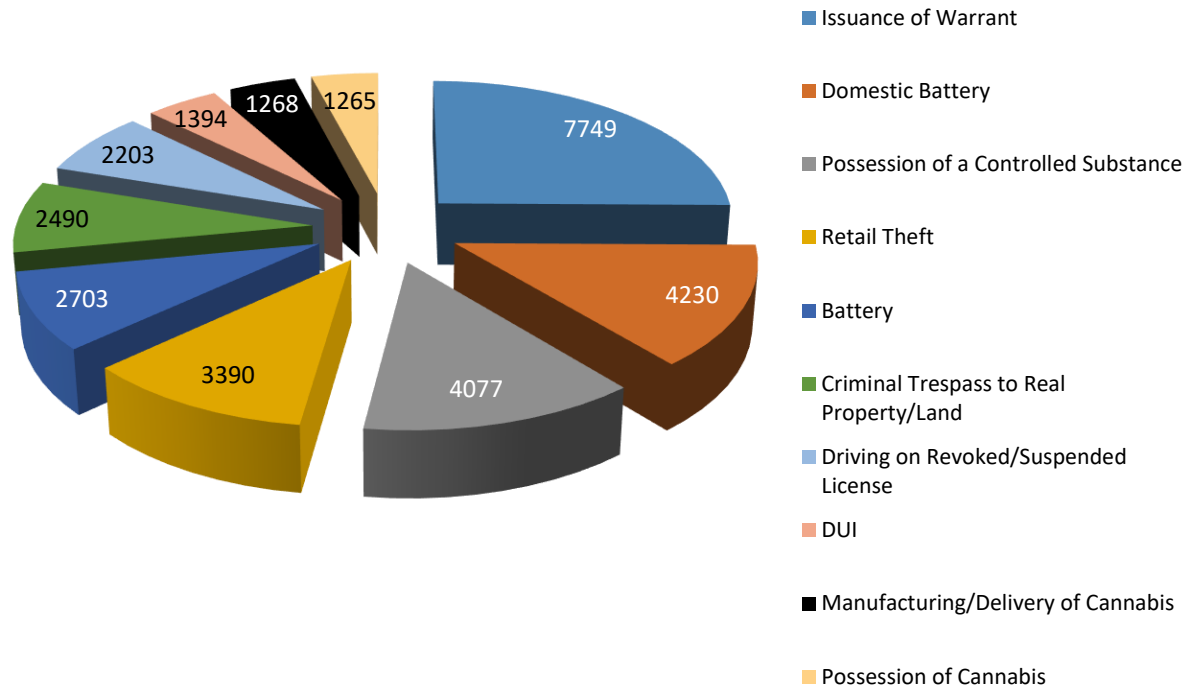
- Department members use body worn camera consistent with Chicago Police Department directives;
- Chicago Police Department application contains report of inability to record/download due to technical issues. Trained field technicians constantly monitor this application;
- Department investigates missing, lost, or damaged body worn cameras;
- Officers document footage review prior to writing report;
- Watch Operations Lieutenant (WOL) reviews at least one (1) recording per watch to ensure Chicago Police Department policy compliance; and
- District commanders/unit commanding officers or their designee review body worn camera information in Evidence.com to ensure each recording has an OEMC event number assigned to it.

### ***Incidents***

Between January 1, 2018 and December 31, 2018, Chicago Police Department recorded 49,310 incidents leading to 50,829 offenses charged. On the following page is a snapshot of greatest frequency of offenses charged.

## Department Overview – Chicago Police Department continued

### Greatest Frequency of Charges



## Department Overview – Chillicothe Police Department

---

Chillicothe Police Department consists of ten (10) full-time sworn officers including three (3) sergeants, one (1) detective, one (1) school resource officer, and one (1) chief of police. All officers use body worn cameras. On October 5, 2018, Chillicothe Police Department began using ten (10) body worn cameras.

### ***Technical Issues***

Chillicothe Police Department reported downloading issues with the charging dock. Resetting the cameras and uploading an update resolved this issue. The manufacturer replaced one (1) camera.

### ***Review Process***

Chillicothe Police Department sergeants randomly review footage to ensure proper downloading. The chief of police or his designee flags footage for filed complaints or internal investigations. Department supervisors view footage:

- To investigate a complaint against an officer or a specific incident;
- To identify videos for training purposes and for instructional use;
- When officers show a pattern of alleged abuse or misconduct; and
- For any reason consistent with the chief of police directive.

### ***Incidents***

Between November 1, 2018 and December 31, 2018, Chillicothe Police Department recorded four (4) incidents leading to five (5) offenses charged. The most common charge was DUI with two (2) incidents, endangering the life/health of a child, domestic battery, and obstructing justice each occurred once.

## Department Overview – Chrisman Police Department

---

Chrisman Police Department consists of twelve (12) part-time officers. The Department utilizes one (1) body worn camera.

### ***Technical Issues***

Chrisman Police Department reported the battery not charging.

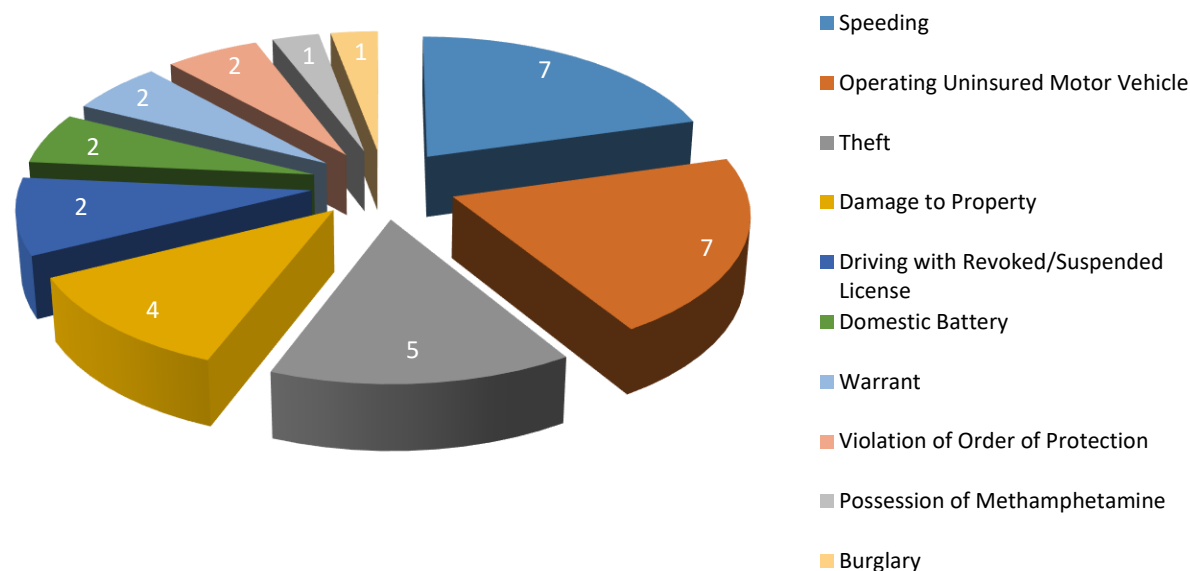
### ***Review Process***

Chrisman Police Department chief of police reviews footage used as evidence or requested by the state's attorney.

### ***Incidents***

Between January 1, 2018 and December 31, 2018, Chrisman Police Department recorded forty-seven (47) incidents leading to forty-nine (49) offenses charged. Below is a snapshot of greatest frequency of offenses charged.

### **Greatest Frequency of Charges**



## Department Overview – Coles County Sheriff's Office

---

Coles County Sheriff's Office utilizes nineteen (19) body worn cameras. Twenty (20) officers use these cameras.

### ***Technical Issues***

Coles County Sheriff's Office reports issues with battery life, clips, and cameras breaking.

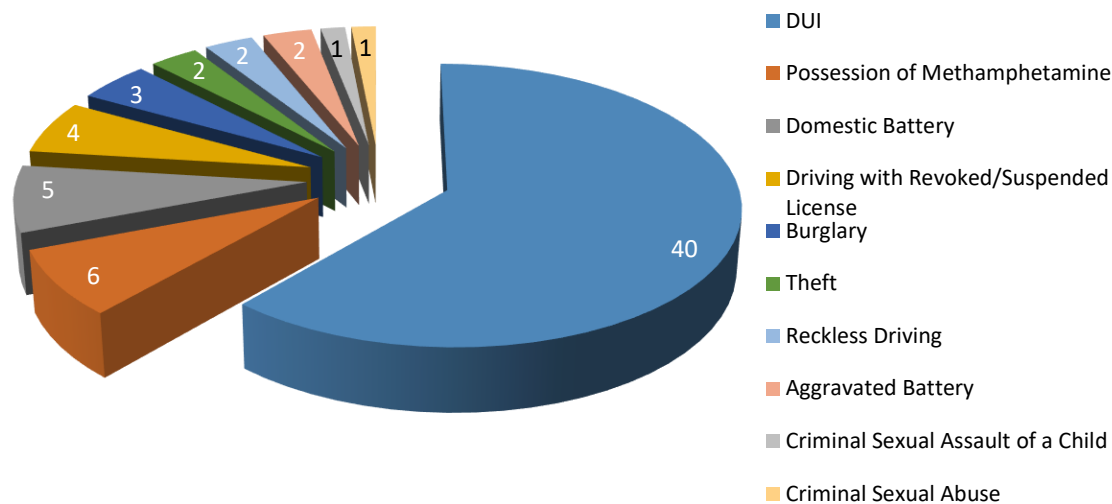
### ***Review Process***

Supervisors review footage if specific questions or problems arise, to check for tactical proficiency, and policy adherence. Officers report technical issues to their supervisor.

### ***Incidents***

Between January 1, 2018 and December 31, 2018, Coles County Sheriff's Office recorded seventy-one (71) incidents leading to seventy-three (73) offenses charged. Below is a snapshot of greatest frequency of offenses charged.

### **Greatest Frequency of Charges**



## Department Overview – Cook County Sheriff's Office

Cook County Sheriff's Office utilizes Axon Body 2 Cameras in all departments including: 399 body worn cameras in the police department, 164 cameras in the courts, 117 cameras in corrections, 125 cameras in community corrections, sixteen (16) cameras in strategic operations, ten (10) cameras in the training academy, and twenty-one (21) additional body worn cameras.

### **Technical Issues**

Cook County Sheriff's Office returned fifty-two (52) body worn cameras to Axon due to malfunctions including: camera will not power on, camera will not charge, charging wire pin broke off in camera, damaged camera, and camera power switch broken.

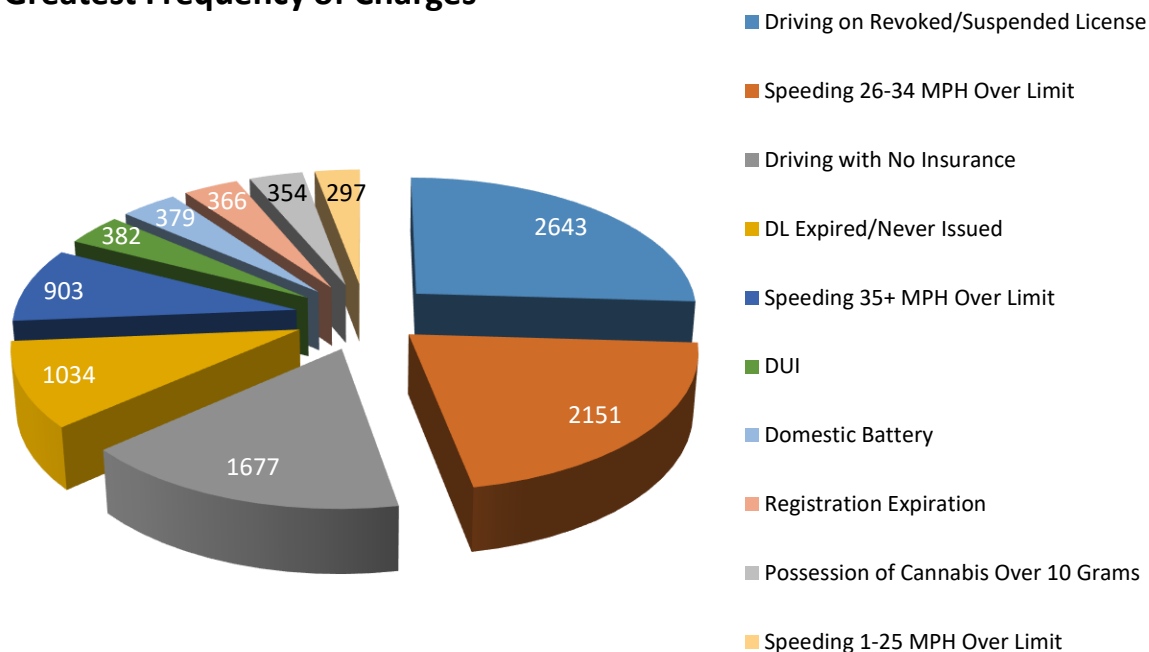
### **Review Process**

Supervisors review body worn camera footage after incidents and randomly throughout their normal duties.

### **Incidents**

Between January 1, 2018 and December 31, 2018, Cook County Sheriff's Office recorded 9,972 incidents leading to 16,153 offenses charged. Below is a snapshot of greatest frequency of offenses charged.

### **Greatest Frequency of Charges**



## Department Overview – Des Plaines Police Department

---

Des Plaines Police Department utilize forty-eight (48) body worn cameras. A total of seventy-two (72) officers use these body worn cameras.

### ***Technical Issues***

Des Plaines Police Department reports durability and battery life issues. They are working with the vendor (Mobile-Vision) to replace the units. Recordings are stored for a minimum of ninety (90) days.

### ***Review Process***

Des Plaines Police Department supervisors review footage during investigations of alleged misconduct or meritorious conduct, and in performance reviews.

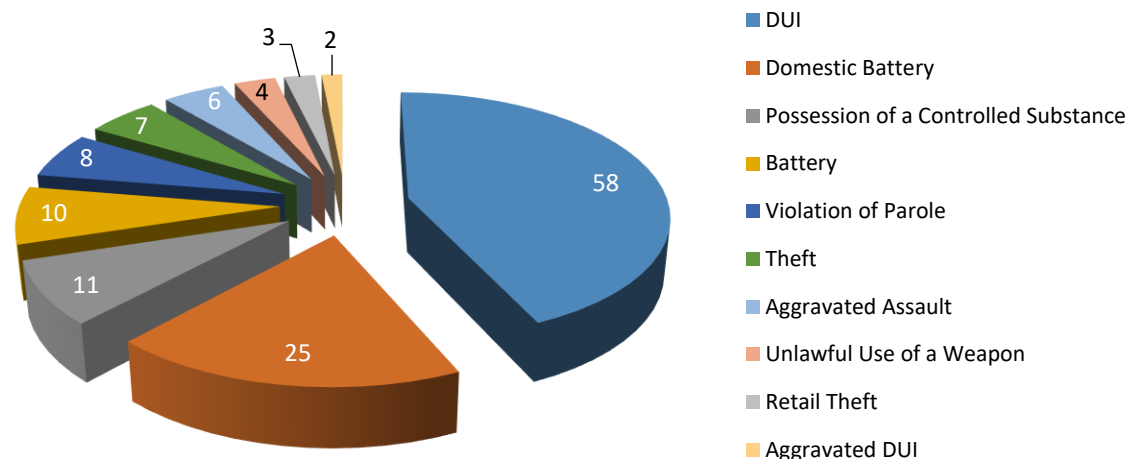
Footage is reviewed:

- Upon approval for an official investigation, such as a personnel complaint, administrative investigation or criminal investigation;
- Pursuant to a lawful process to review evidence;
- By media personnel with permission of the chief of police or his authorized designee; and
- In compliance with a public records request in accordance with the records release and security policy.

### ***Incidents***

Between January 1, 2018 and December 31, 2018, Des Plaines Police Department recorded 157 incidents leading to 159 offenses charged. Below is a snapshot of greatest frequency of offenses charged.

### **Greatest Frequency of Charges**



## Department Overview – Du Quoin Police Department

---

Du Quoin Police Department consists of ten (10) officers. Six (6) of these officers are part-time. The Du Quoin Police Department utilizes eleven (11) body worn cameras.

### ***Technical Issues***

Du Quoin Police Department reported one (1) technical issue regarding incorrect time stamp during download. The issue resolved itself after download.

### ***Review Process***

Du Quoin Police Department supervisors randomly review footage and when prosecution makes copies.

### ***Incidents***

Between October 1, 2018 and November 30, 2018, Du Quoin Police Department recorded three (3) incidents leading to three (3) offenses charged, including two (2) incidents of possession of methamphetamine and one (1) incident of battery.



## Department Overview – East Peoria Police Department

---

East Peoria Police Department utilized three (3) body worn cameras from May 1, 2018 until October 1, 2018. After this date, one (1) officer uses one (1) body worn camera.

### ***Technical Issues***

East Peoria Police Department reports connecting and downloading issues.

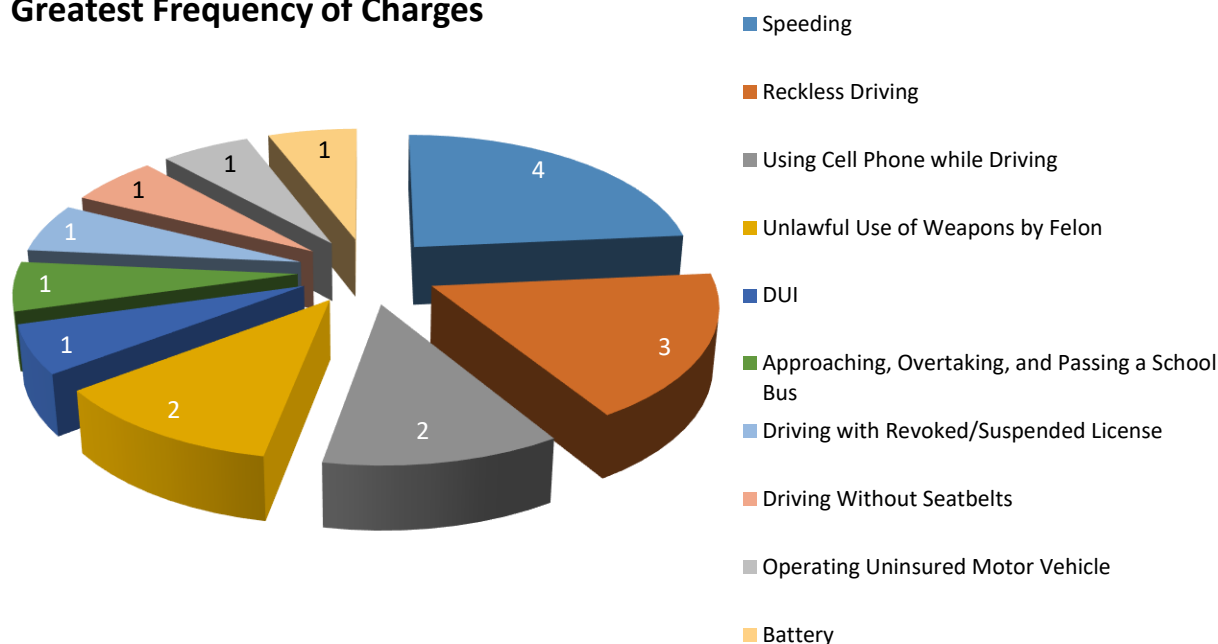
### ***Review Process***

East Peoria Police Department sergeants randomly review five (5) recordings monthly to ensure the equipment operates, officers use the cameras appropriately, and per policy and training. Sergeants document their review on a Body Worn Camera Supervisor Review form. The Deputy Chief of Operation and Administration receives these completed forms.

### ***Incidents***

Between June 1, 2018 and November 30, 2018, East Peoria Police Department recorded fourteen (14) incidents leading to eighteen (18) offenses charged. Below is a snapshot of greatest frequency of offenses charged.

### **Greatest Frequency of Charges**



## Department Overview – Elgin Police Department

---

Elgin Police Department began using Axon Body Worn Cameras in June 2017. The Department currently uses 190 Axon Body 2 cameras and 28 Axon Flex 2 cameras. A total of 162 officers and supervisors utilize these body worn cameras. Members of patrol, administration, crime free housing, gang crimes unit, ROPE (Resident Officer Program), traffic, USA (Unit for Special Assignment), and school resource officers use body worn cameras.

### ***Technical Issues***

Elgin Police Department reports technical issues including: defective cameras, cameras not holding a charge, cameras failing to download. Axon replaced these cameras. Elgin Police Department IT staff installed docking stations and uploaded the footage to Evidence.com.

### ***Review Process***

The Elgin Police Department's review process is as follows:

- The recording officer and his/her supervisor may access and review recordings prior to completing the police report or other documentation;
- Supervisors review critical incident footage;
- Lieutenants review an appropriate sampling of footage at least once every thirty (30) days to ensure equipment operates properly and officers utilize the cameras appropriately and in accordance with policy and training;
- Supervisors document their review and forward this completed form to the body worn camera program administrator; and
- Supervisors do not review recordings to search for violations of policy or law not related to a specific complaint or incident.

Supervisors may review footage to discipline an employee when:

- A citizen files a formal or informal complaint of misconduct;
- The encounter in the footage could result in a formal investigation under the Uniform Peace Officer's Act;
- A use of force incident occurs; or
- As corroboration or other evidence of misconduct.

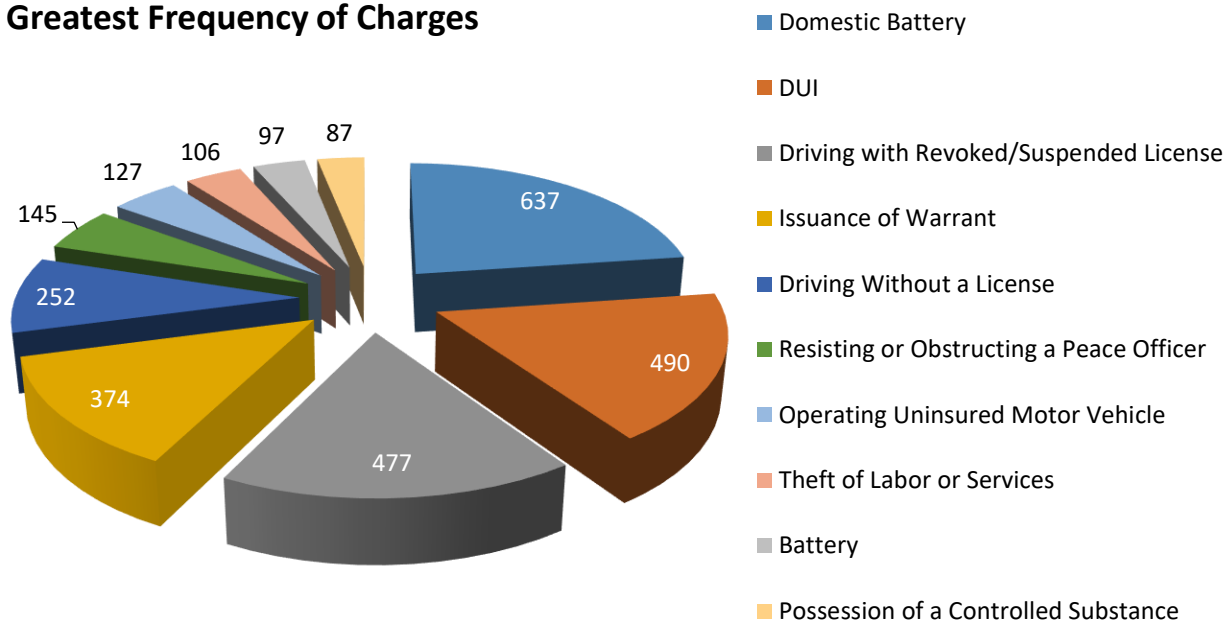
Supervisors shall not use footage for performance evaluations, but for the purpose of correcting substandard employee performance or highlighting commendatory performance of an employee.

## Department Overview – Elgin Police Department continued

### ***Incidents***

Between January 1, 2018 and December 31, 2018, Elgin Police Department recorded 2,532 incidents leading to 4,556 offenses charged. Below is a snapshot of greatest frequency of offenses charged.

### **Greatest Frequency of Charges**



## Department Overview – Evanston Police Department

---

Evanston Police Department consists of 166 sworn officers. A total of 120 officers use body worn cameras.

### ***Technical Issues***

Evanston Police Department reports issues including: cameras fail to charge while docked, fail to hold charge after a couple hours, fail to synchronize with iPod, loses Wi-Fi connectivity, and fails to power on.

### ***Review Process***

Evanston Police Department supervisors review footage relevant to their investigative scope and conduct further investigation he/she deems appropriate and forwards the information via the chain of command.

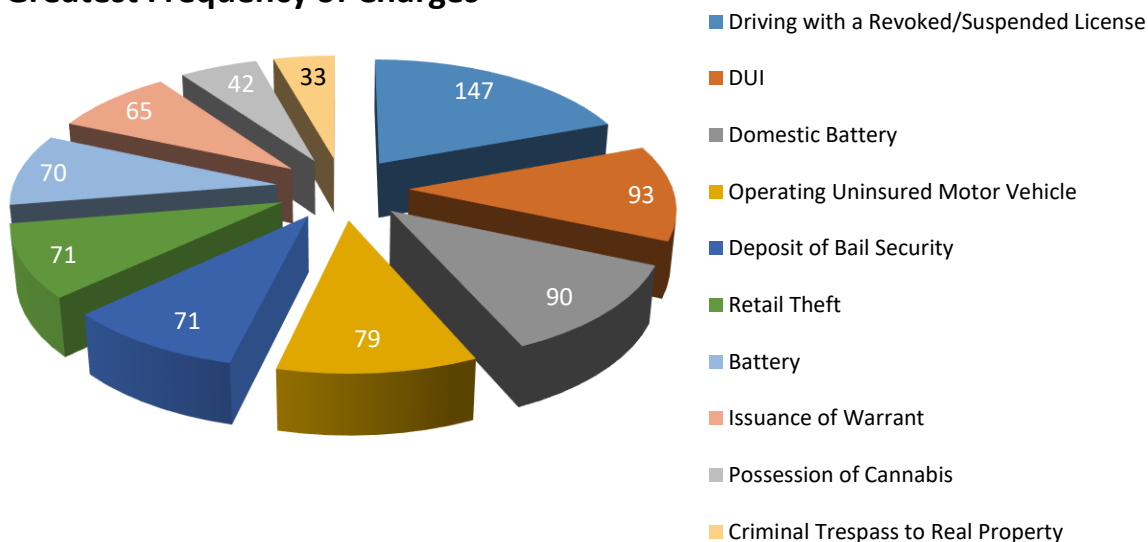
Monthly, supervisors randomly review four (4) recordings to ensure equipment operates properly, and officers use the cameras appropriately and in accordance with policy and training. Supervisors document their review on a Camera Supervisor Review Form. Supervisors review footage when a citizen files a complaint of misconduct, or for use of force and resisting/obstructing reviews. Supervisors identify any areas that require additional training or guidance.

Supervisors do not review footage to prepare performance evaluations or disciplinary purposes, unless used for correcting substandard employee performance.

### ***Incidents***

Between January 1, 2018 and December 31, 2018, Evanston Police Department recorded 1,236 incidents leading to 1,245 offenses charged. Below is a snapshot of the greatest frequency of offenses charged.

### **Greatest Frequency of Charges**



## Department Overview – Farmer City Police Department

---

Farmer City Police Department consists of the following: one (1) chief of police, one (1) sergeant, two (2) patrol officers, and one (1) school resource officer. All officers utilize five (5) body worn cameras.

### ***Technical Issues***

Farmer City Police Department returned body worn cameras with issues for repairs or replacement.

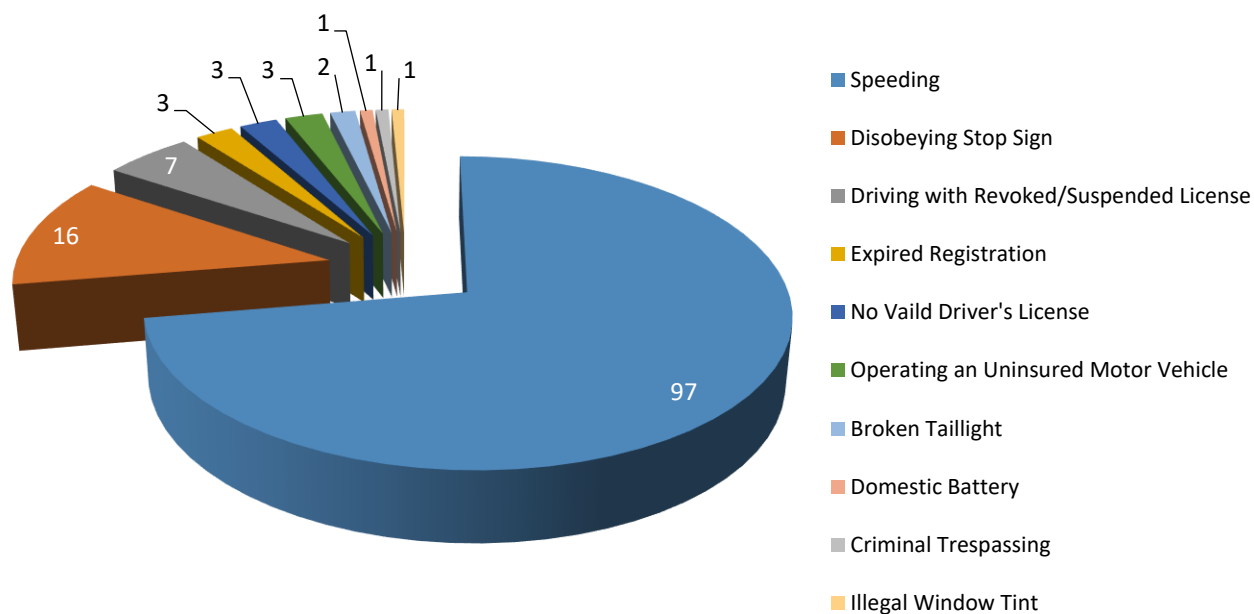
### ***Review Process***

A Farmer City Police Department sergeant downloads footage via computer software. All officers may access and review the footage for reports.

### ***Incidents***

Between January 1, 2018 and December 31, 2018, Farmer City Police Department recorded 139 incidents leading to 142 offenses charged. Below is a snapshot of greatest frequency of offenses charged.

### **Greatest Frequency of Charges**



## Department Overview – Fayette County Sheriff's Office

---

Fayette County Sheriff's Office utilizes thirteen (13) body worn cameras. Nineteen (19) officers use these body worn cameras.

### ***Technical Issues***

Fayette County Sheriff's Office reports issues including: low battery life, cameras not charging, and the transfer cable stopped working. The Sheriff's Office returned the faulty body worn cameras to the manufacturer for repair or replacement.

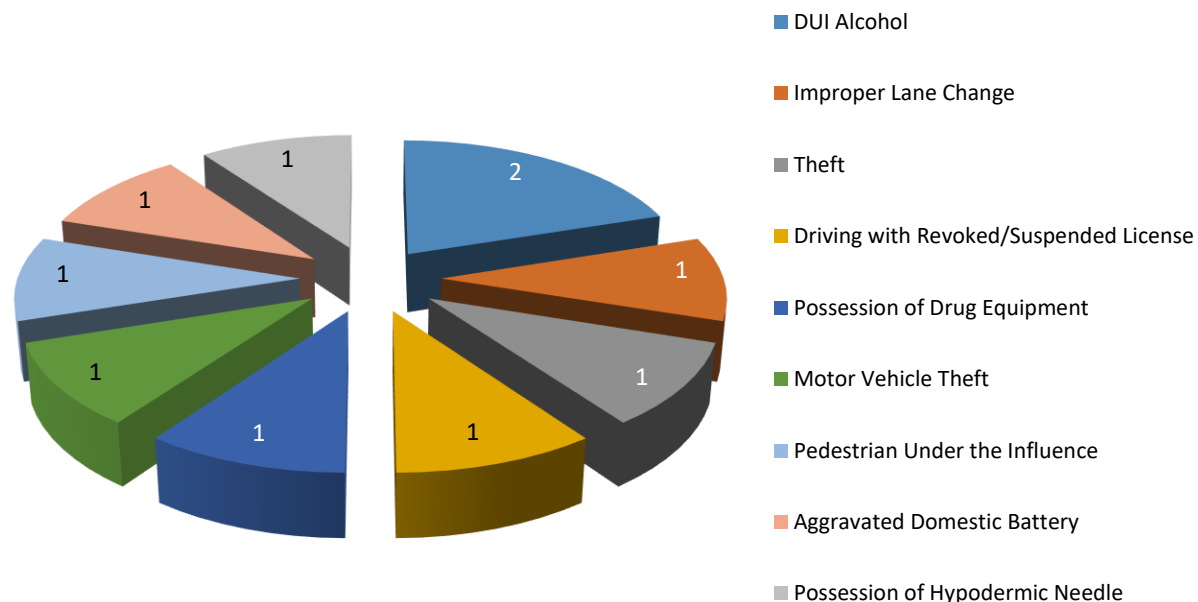
### ***Review Process***

Fayette County Sheriff's Office supervisors review body worn camera footage after it is found necessary due to: the nature of the call, training opportunity, camera malfunction, quality control, and/or safety concern.

### ***Incidents***

Between January 1, 2018 and December 31, 2018, Fayette County Sheriff's Office recorded nine (9) incidents leading to ten (10) offenses charged. Below is a snapshot of greatest frequency of offenses charged.

### **Greatest Frequency of Charges**



## Department Overview – Freeport Police Department

---

Freeport Police Department utilizes sixteen (16) VIEVU Body Worn Cameras. Thirty (30) officers from the patrol division use body worn cameras. Occasionally, the detective division takes a camera to assist in an investigation.

### ***Technical Issues***

Freeport Police Department reports issues including: damage to the mounting port, and docking station not connecting to the cloud or the cameras.

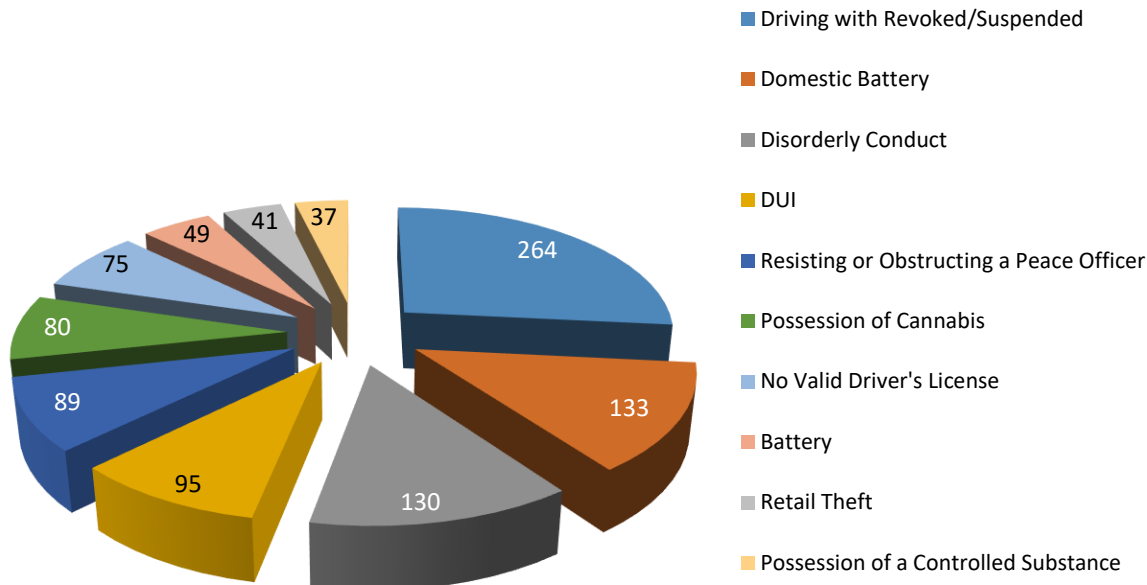
### ***Review Process***

Freeport Police Department supervisors can access all footage and review for training issues and for complaints of officer conduct. Officers, as well as supervisors, review their own videos to ensure their reports accurately depict the incident.

### ***Incidents***

Between January 1, 2018 and December 31, 2018, Freeport Police Department recorded 1,523 incidents leading to 1,584 offenses charged. Below is a snapshot of greatest frequency of offenses charged.

### **Greatest Frequency of Charges**



## Department Overview – Glenwood Police Department

---

Glenwood Police Department consists of twenty-one (21) full-time sworn officers and one (1) part-time officer and utilizes twenty-five (25) body worn cameras, which includes spares.

### ***Technical Issues***

Glenwood Police Department reports zero (0) technical issues.

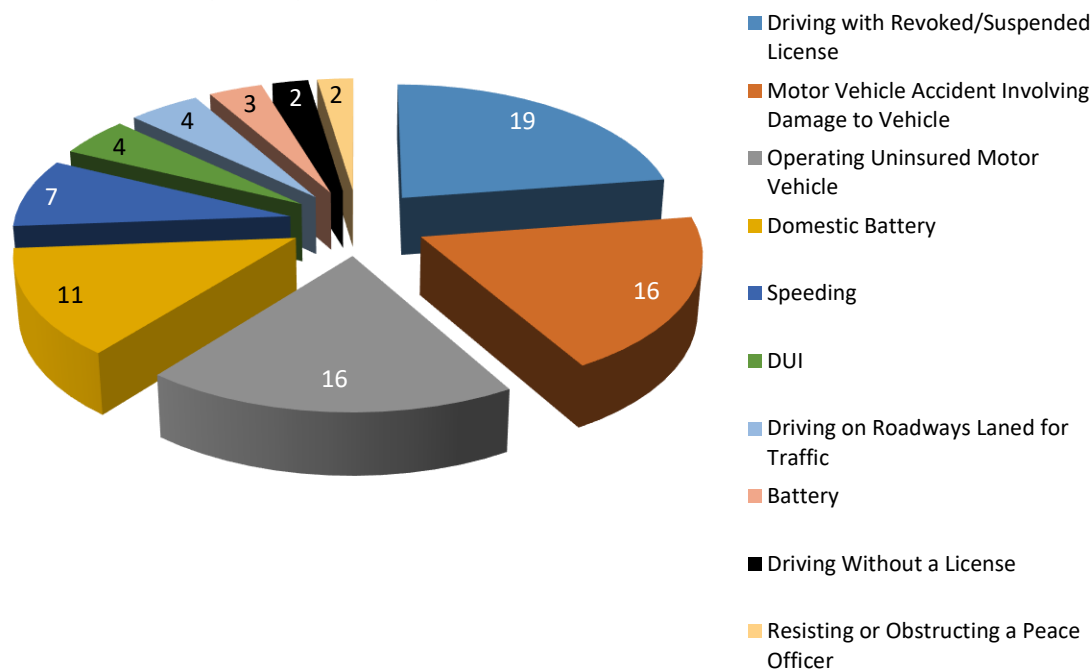
### ***Review Process***

Glenwood Police Department supervisors review footage for citizen complaints and use of force incidents.

### ***Incidents***

Between October 1, 2018 and December 31, 2018, Glenwood Police Department recorded forty-five (45) incidents leading to 107 offenses charged. Below is a snapshot of greatest frequency of offenses charged.

### **Greatest Frequency of Charges**





## Department Overview – Greenup Police Department

---

Greenup Police Department utilizes four (4) body worn cameras for four (4) full-time officers.

### ***Technical Issues***

Greenup Police Department reports zero (0) technical issues.

### ***Review Process***

Greenup Police Department chief of police reviews body worn camera footage.

### ***Incidents***

Between February 1, 2018 and February 28, 2018, Greenup Police Department recorded three (3) incidents leading to three (3) offenses charged including: attempt, aggravated battery, and disorderly conduct.

## Department Overview – Harvard Police Department

---

### ***Technical Issues***

Harvard Police Department provided no information.

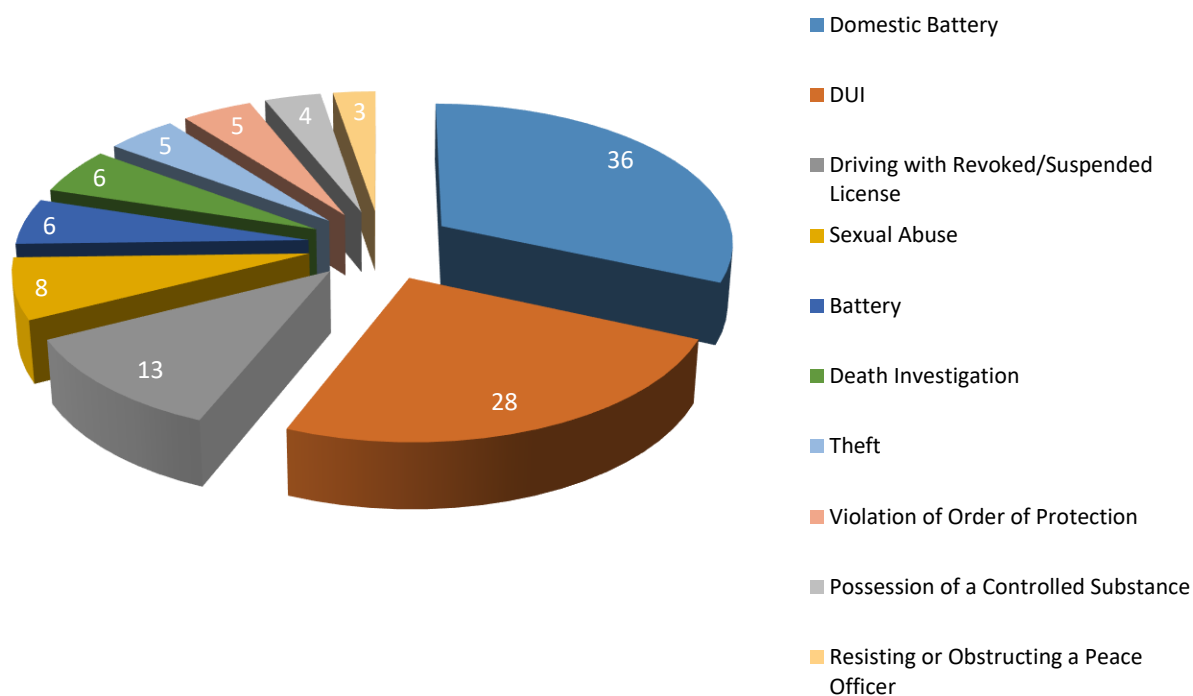
### ***Review Process***

Harvard Police Department provided no information.

### ***Incidents***

Between January 1, 2018 and December 31, 2018, Berkeley Police Department recorded 155 incidents leading to 159 offenses charged. Below is a snapshot of greatest frequency of offenses charged.

### **Greatest Frequency of Charges**



## Department Overview – Henderson County Sheriff's Office

---

Henderson County Sheriff's Office consists of seven (7) full-time deputies, two (2) part-time deputies, four (4) full-time telecommunicators, and two (2) part-time telecommunicators. The Henderson County Jail has a capacity of fourteen (14) inmates, housed on two (2) different floors. There are ten (10) body worn cameras utilized by the Henderson County Sheriff's Office.

### ***Technical Issues***

Henderson County Sheriff's Office reports no technical issues.

### ***Review Process***

Henderson County Sheriff's Office supervisors review footage to ensure deputies activate and deactivate body worn cameras in accordance with policy.

### ***Incidents***

Between June 1, 2018 and December 31, 2018, Henderson County Sheriff's Office recorded five (5) incidents leading to five (5) offenses charged, which include: battery (two (2) incidents), DUI, criminal trespass to state land, and threatening a public official.

## Department Overview – Kewanee Police Department

---

Kewanee Police Department utilizes twenty-four (24) body worn cameras worn by twenty-three (23) officers.

### ***Technical Issues***

Kewanee Police Department reports no technical issues.

### ***Review Process***

Kewanee Police Department supervisors review footage any time they investigate alleged misconduct or reports of meritorious conduct or in performance review.

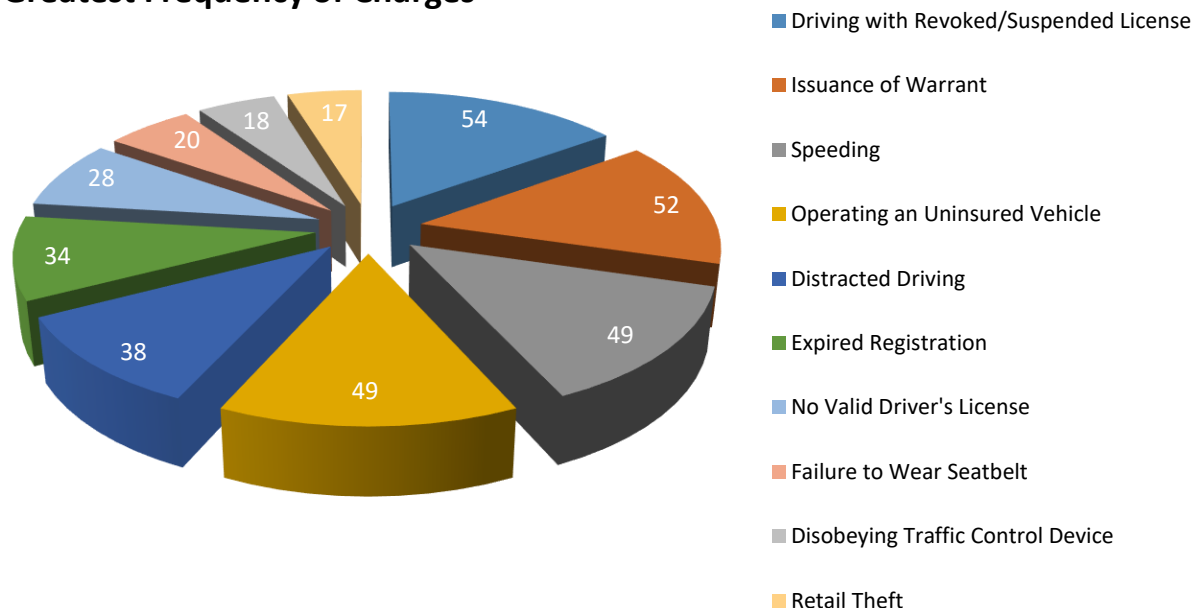
Footage may be reviewed:

- Upon approval by a supervisor, for investigating a complaint, administrative investigation or criminal investigation.
- Pursuant to lawful process.
- By media personnel with permission of the chief of police or the authorized designee.
- In compliance with a public records request in accordance with the Records Maintenance and Release Policy.

### ***Incidents***

Between January 1, 2018 and December 31, 2018, Kewanee Police Department recorded 547 incidents leading to 598 offenses charged. Below is a snapshot of greatest frequency of offenses charged.

### **Greatest Frequency of Charges**



## Department Overview – Lakemoor Police Department

---

Lakemoor Police Department consists of a full-time sworn staff of fifteen (15) officers and four (4) part-time officers. The Department utilizes ten (10) body worn cameras.

### ***Technical Issues***

Lakemoor Police Department reports no technical issues.

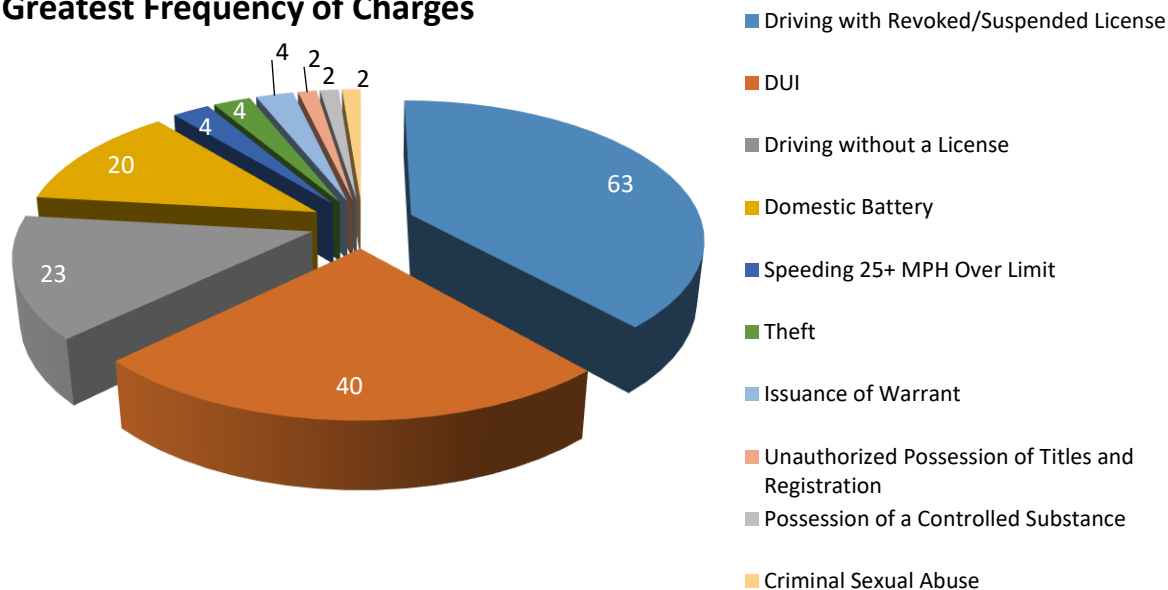
### ***Review Process***

Lakemoor Police Department command staff, one (1) chief, one (1) deputy chief, and two (2) sergeants, review and document ten (10) random body worn camera recordings per month.

### ***Incidents***

Between January 1, 2018 and December 31, 2018, Lakemoor Police Department recorded 181 incidents leading to 181 offenses charged. Below is a snapshot of greatest frequency of offenses charged.

### **Greatest Frequency of Charges**



## Department Overview – Lincoln Land Community College Police Department

---

Lincoln Land Community College Police Department utilize twelve (12) body worn cameras worn by twelve (12) officers.

### ***Technical Issues***

Lincoln Land Community College Police Department reports one (1) body worn camera needed a new battery.

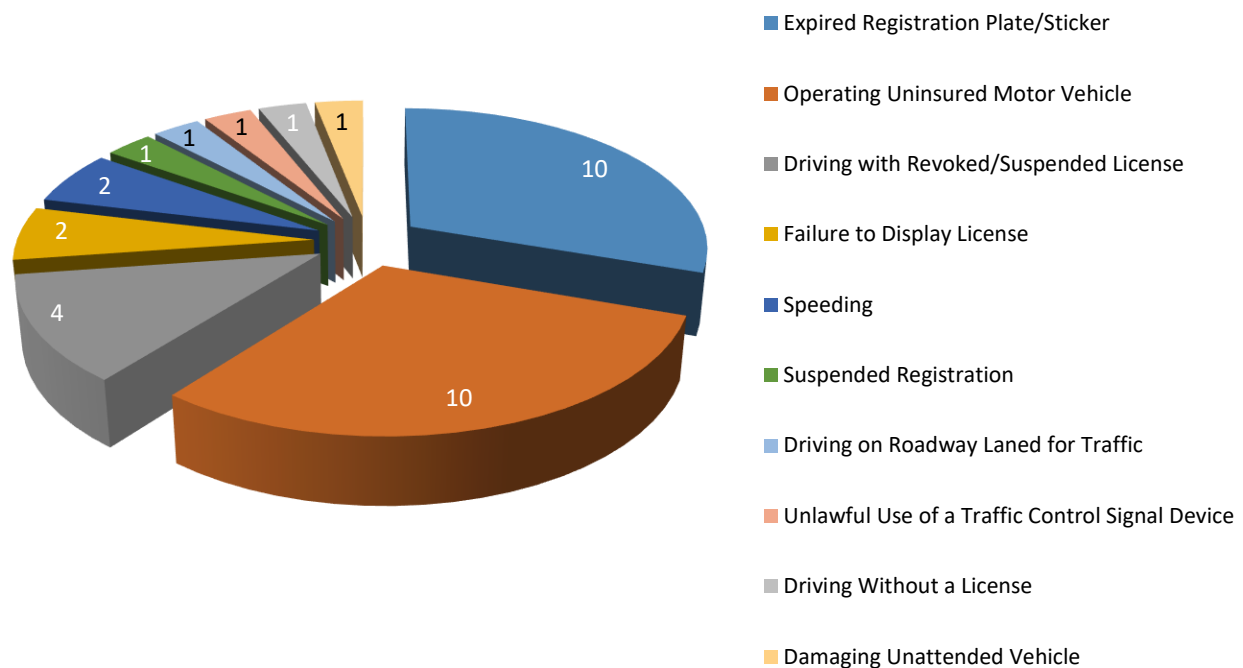
### ***Review Process***

Lincoln Land Community College Police Department reviews body worn camera footage weekly or as needed.

### ***Incidents***

Between January 1, 2018 and December 31, 2018, Lincoln Land Community College Police Department recorded thirty-seven (37) incidents leading to thirty-eight (38) offenses charged. Below is a snapshot of greatest frequency of offenses charged.

### **Greatest Frequency of Charges**



## Department Overview – Loyola University Chicago Department of Campus Safety

---

Loyola University Chicago Department of Campus Safety began deployment of body worn cameras to all uniformed officers on August 27, 2018. The Department utilizes forty-three (43) body worn cameras with thirty-three (33) cameras assigned to uniformed patrol officers. Four (4) additional cameras were marked as "roamer" cameras used by officers at both Lake Shore Campus in Rogers Park and Water Tower Campus in downtown Chicago.

### ***Technical Issues***

Loyola University Chicago Department of Campus Safety reports issues including:

- Button failure, which resulted in replacing four (4) cameras;
- Docking stations unable to download video, which resulted in replacing three (3) out of four (4) docking stations;
- Battery not holding a charge, which resulted in purchasing plug-in chargers for squad cars;
- Mounting difficulty, which resulted in replacing uniform clamps; and
- Resolution quality accidentally increased to 1080p, which resulted in deactivation of thirty (30) second pre-event buffering mode. The issue was resolved by resetting resolution to 720p and reactivating pre-event mode.

### ***Review Process***

Loyola University Chicago Department of Campus Safety supervisors randomly review and document three (3) recordings to ensure officers' compliance with policy, the equipment operates and identify areas for training. The review is documented when complete.

The Loyola University Chicago Department of Campus Safety schedules one-hour body worn camera meetings on a weekly basis to address any issues related to the implementation of the body worn cameras. Attendees include operational support, command staff and the chief.

### ***Incidents***

Between October 1, 2018 and November 30, 2018, Loyola University Chicago Department of Campus Safety recorded three (3) incidents leading to three (3) offenses charged, which include: criminal trespass, domestic battery, and attempted robbery.

## Department Overview – Manteno Police Department

---

Manteno Police Department consists of eighteen (18) sworn personnel, which includes one (1) chief of police, one (1) lieutenant, three (3) shift sergeants, one (1) detective sergeant, one (1) school resource officer, eleven (11) patrol officers, and one (1) auxiliary officer. The Department obtained two (2) body worn cameras in September 2018 for a trial basis. Currently, the Manteno Police Department assigned cameras to three (3) officers. The Investigation Division uses cameras for obtaining interviews.

### ***Technical Issues***

Manteno Police Department reports short battery life, uploading of data and mounting clip failure. Body worn cameras fell off the magnetic mount several times and the vendor provided a new design to resolve the issue.

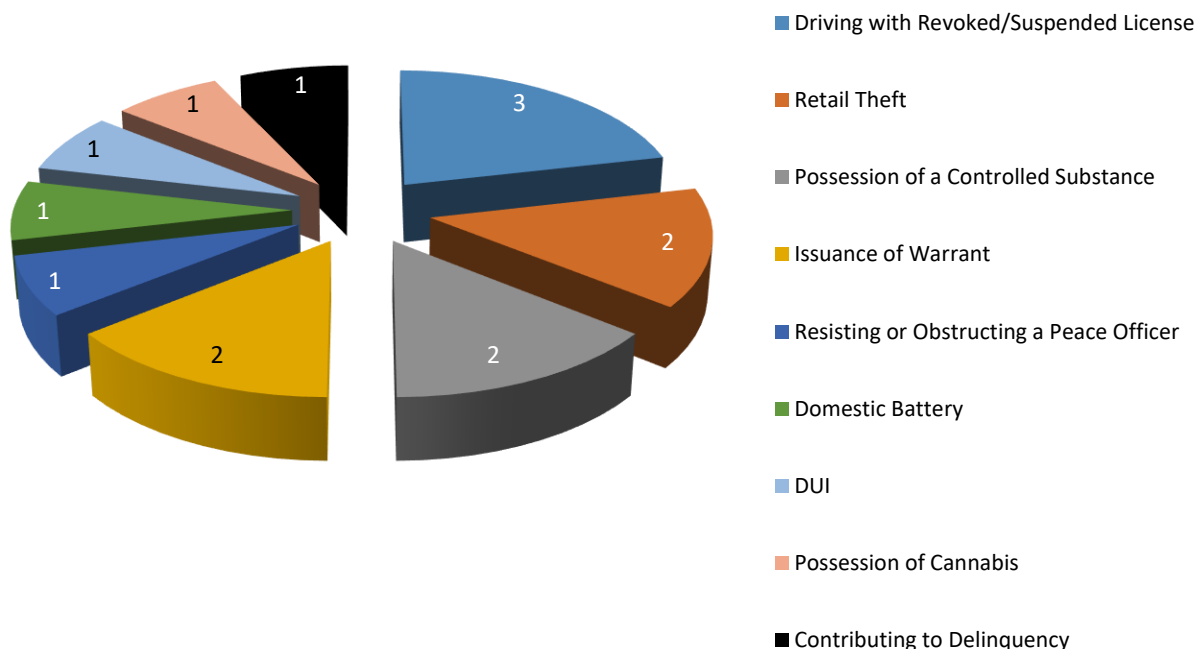
### ***Review Process***

Manteno Police Department shift supervisors and administrators review body worn camera footage for the creation of case files for video evidence obtained, to investigate alleged misconduct or reports of meritorious conduct, or in performance review.

### ***Incidents***

Between September 1, 2018 and December 31, 2018, Manteno Police Department recorded thirteen (13) incidents leading to fourteen (14) offenses charged. Below is a snapshot of greatest frequency of offenses charged.

### **Greatest Frequency of Charges**





## Department Overview – Metra Police Department

---

Metra Police Department began their body worn camera program January 31, 2018. Currently, all 112 active duty officers utilize body worn cameras.

### ***Technical Issues***

Metra Police Department reports camera hardware malfunction that has been resolved.

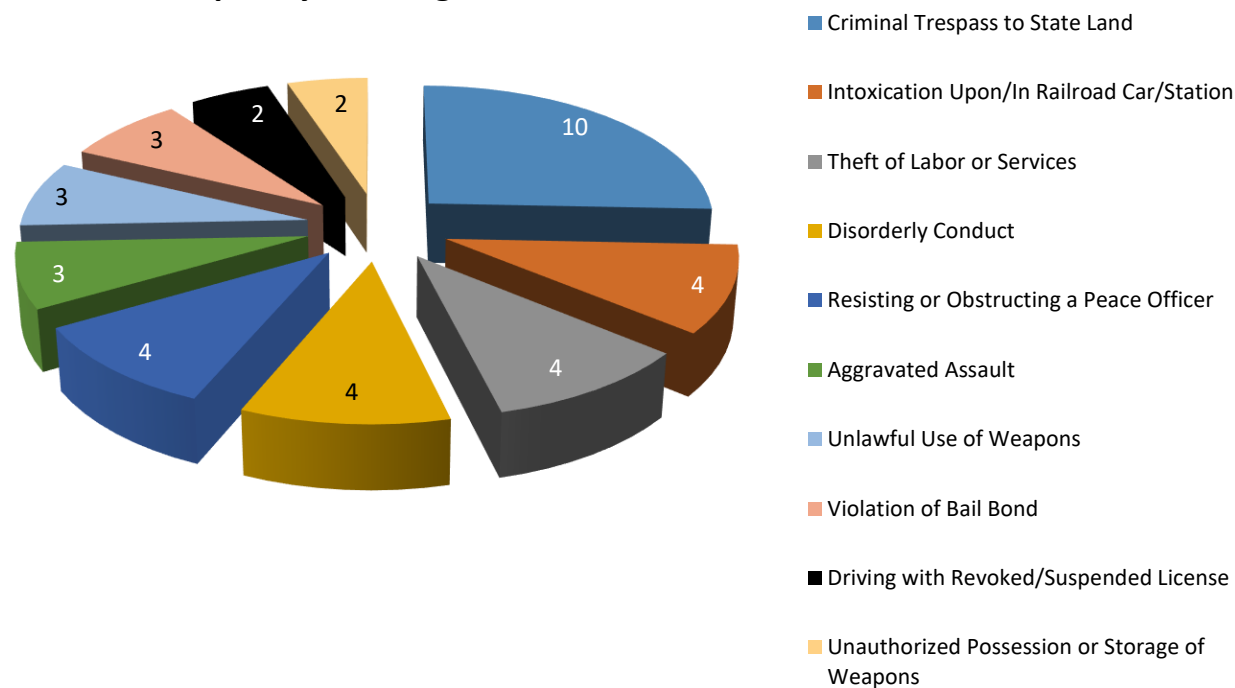
### ***Review Process***

Metra Police Department Police Digital Services Manager reviews footage daily in compliance with the Body Camera Act.

### ***Incidents***

Between January 31, 2018 and December 31, 2018, Metra Police Department recorded thirty-five (35) incidents leading to sixty-eight (68) offenses charged. Below is a snapshot of greatest frequency of offenses charged.

### **Greatest Frequency of Charges**



## Department Overview – Moline Police Department

---

Moline Police Department utilizes eighty-four (84) body worn cameras worn by eighty-one (81) officers.

### ***Technical Issues***

Moline Police Department reports issues including inability to connect to the internet, inability to connect to in-car camera, and failure to recharge the camera battery.

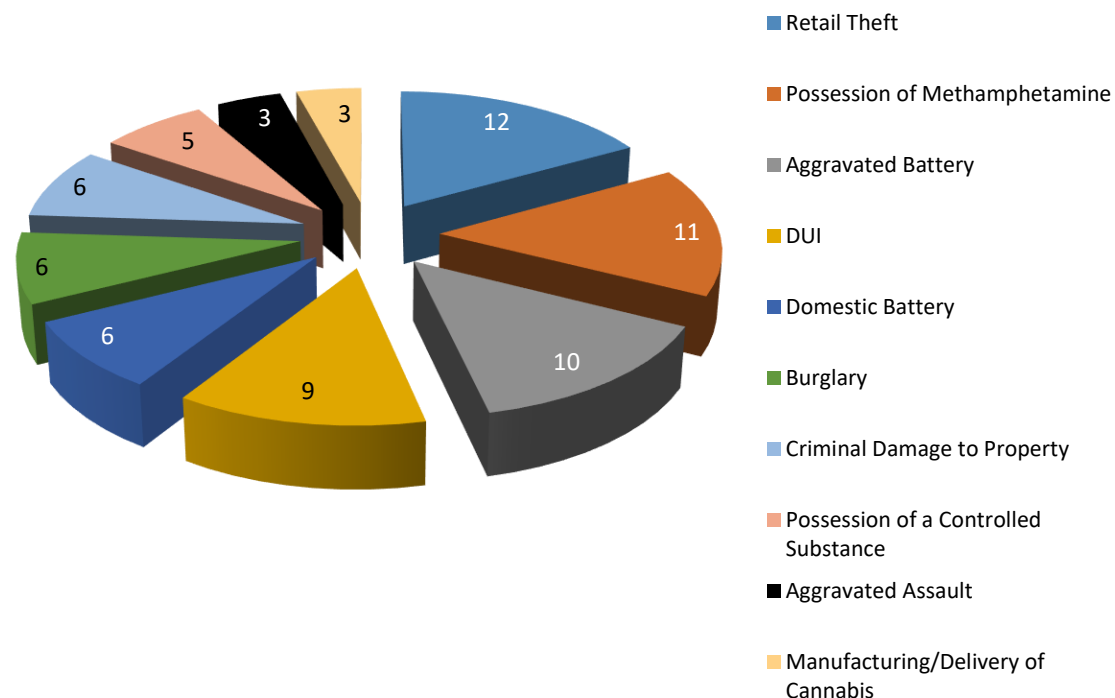
### ***Review Process***

Moline Police Department supervisors review and document one (1) body camera footage to ensure each officer in their shift uses body worn cameras.

### ***Incidents***

Between January 1, 2018 and December 31, 2018, Moline Police Department recorded 105 incidents leading to 105 offenses charged. Below is a snapshot of greatest frequency of offenses charged.

### **Greatest Frequency of Charges**



## Department Overview – Morris Police Department

---

Morris Police Department consists of twenty-five (25) full-time officers, ten (10) part-time officers, and four (4) full-time non-sworn support personnel. A trial period started May 1, 2018, using four (4) Axon Body Worn Cameras, which four (4) officers used. On July 24, 2018, the Morris Police Department implemented fully their body worn camera program with twenty-two (22) cameras used by nineteen (19) patrol officers and three (3) detectives. The Department plans to add four (4) more cameras for anticipated new hires.

### ***Technical Issues***

Morris Police Department reports failed charging cables and one (1) corrupted video, but no issues with the body worn cameras or docking equipment.

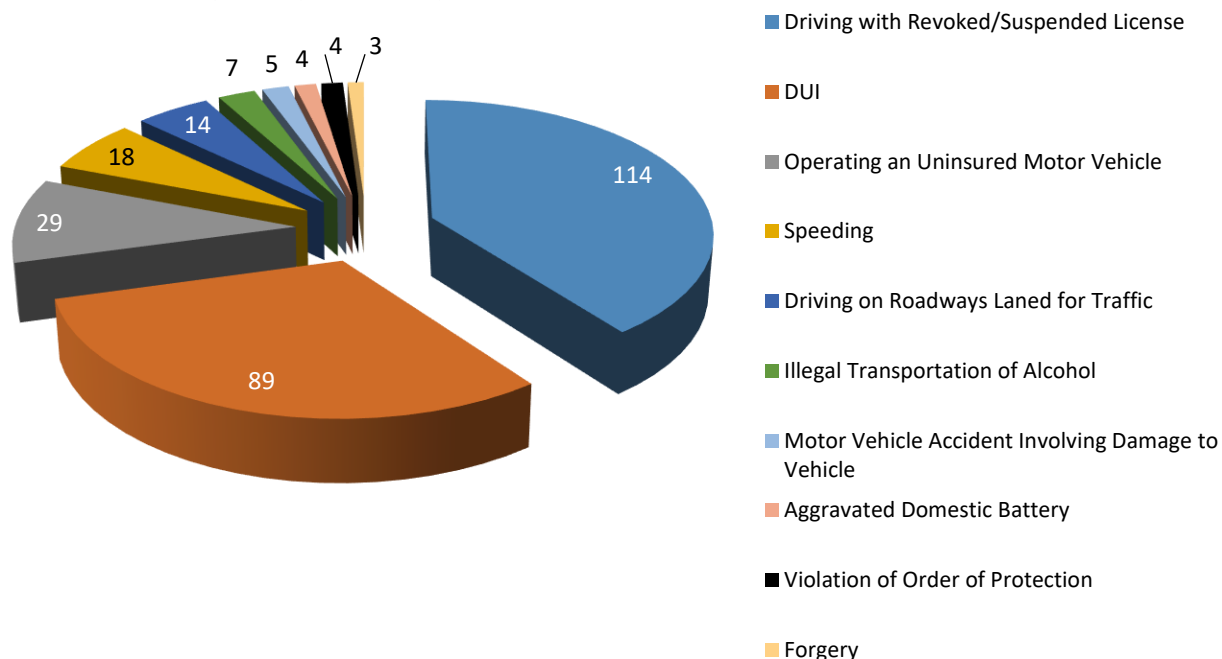
### ***Review Process***

Morris Police Department officers upload and categorize his/her videos daily.

### ***Incidents***

Between January 1, 2018 and December 31, 2018, Morris Police Department recorded 200 incidents leading to 366 offenses charged. Below is a snapshot of greatest frequency of offenses charged.

### **Greatest Frequency of Charges**



## Department Overview – Mount Carroll Police Department

---

Mount Carroll Police Department consists of three (3) full-time sworn police officers and seven (7) part-time sworn police officers. All officers utilize body worn cameras. The Mount Carroll Police Department received two (2) body worn camera systems under the 2018 Illinois Law Enforcement Training and Standards Board grant.

### ***Technical Issues***

Mount Carroll Police Department reports one (1) body worn camera failing to download footage to hard drive. The body worn camera company provided a replacement, which resolved the issue.

### ***Review Process***

Mount Carroll Police Department chief of police downloads and reviews body worn camera footage on a weekly or monthly basis depending on the number of videos. The chief of police reviews footage if any complaints, court cases, or other reasons arise.

### ***Incidents***

Between January 1, 2018 and December 31, 2018, Mount Carroll Police Department recorded one (1) incident leading to one (1) offense charged which was driving with revoked/suspended license.

## Department Overview – Mundelein Police Department

---

Mundelein Police Department use Axon Body Worn Cameras effective September 19, 2017. Currently, forty-five (45) sworn police officers and three (3) community service officers utilize body worn cameras.

### ***Technical Issues***

Mundelein Police Department reports returning seven (7) body worn cameras for replacement due to batteries not holding a charge.

### ***Review Process***

Mundelein Police Department supervisors:

- Ensure officers utilize body worn cameras in accordance to policy and training;
- Review footage in their investigative scope, conduct further investigation he/she deems appropriate, and forwards the information via the chain of command;
- Randomly review and document at least one (1) body worn camera recording for each officer they supervise quarterly to ensure equipment operates;
- Review body worn camera footage for administrative review of use of force incidents;
- Identify areas for training or guidance;
- Do not use footage to prepare performance evaluations, unless used for commending exemplary performance or correcting substandard performance; and
- Do not review footage for disciplinary purposes.

Supervisors review footage to determine possible discipline when:

- A citizen files a complaint of misconduct;
- An officer uses unauthorized or incorrect use of force;
- The encounter may result in a formal investigation under the Uniform Peace Officer's Act; or
- As corroboration of misconduct.

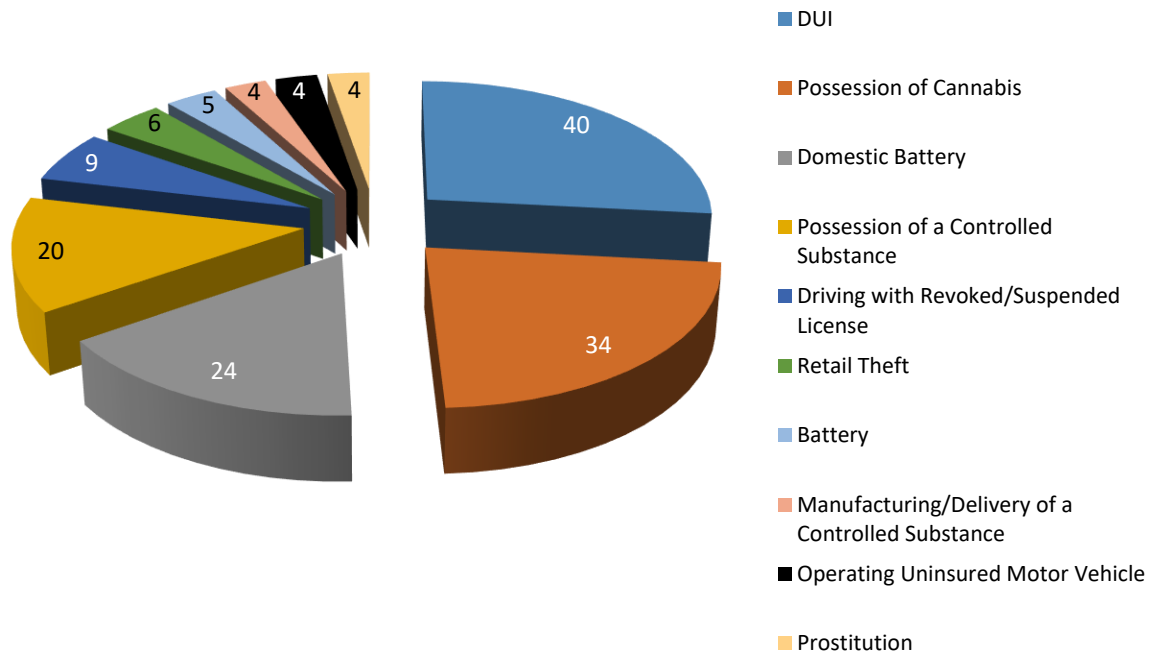
### ***Incidents***

Between January 1, 2018 and December 31, 2018, Mundelein Police Department recorded 224 incidents leading to 224 offenses charged. On the following page is a snapshot of greatest frequency of offenses charged.

## Department Overview – Mundelein Police Department continued

---

### Greatest Frequency of Charges



## Department Overview – Neoga Police Department

---

Neoga Police Department utilizes five (5) body worn cameras which five (5) of the seven (7) active officers use.

### ***Technical Issues***

Neoga Police Department reports issues including wires failing, batteries not holding a charge, activation buttons failing, and download/storage issues.

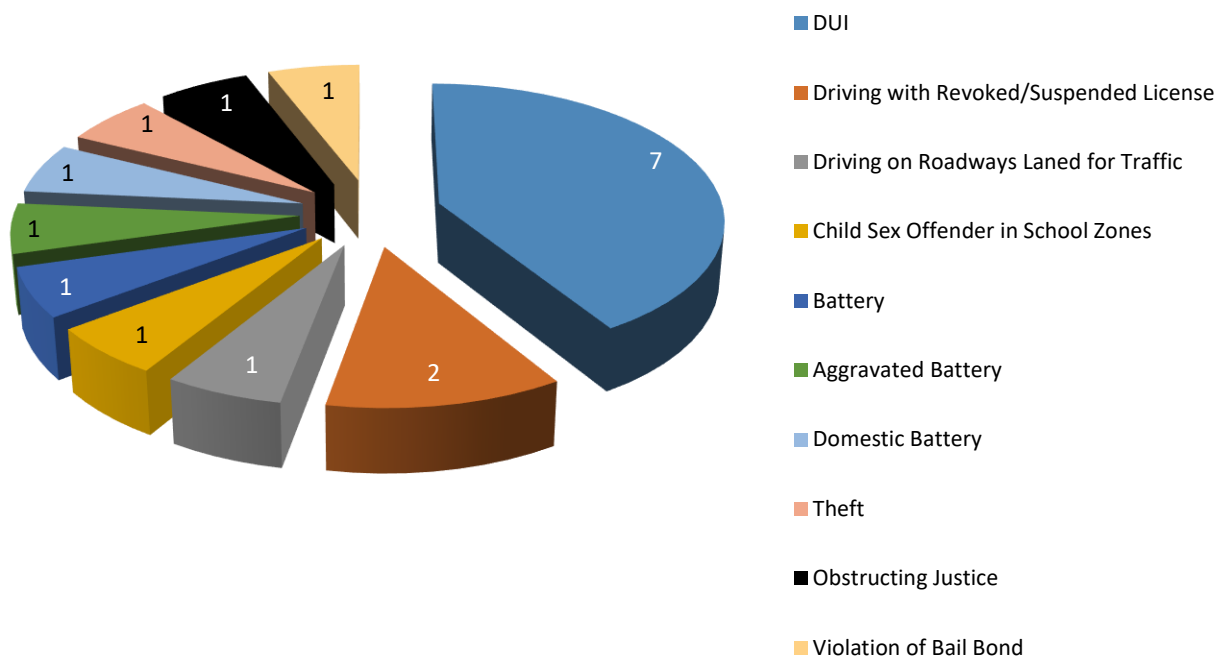
### ***Review Process***

The Neoga Police Department chief of police reviews footage at least once a month to determine importance. The chief of police reviews all flagged footage at least one (1) time with the officer and discusses potential issues.

### ***Incidents***

Between January 1, 2018 and December 31, 2018, Neoga Police Department recorded twenty (20) incidents leading to twenty (20) offenses charged. Below is a snapshot of greatest frequency of offenses charged.

### **Greatest Frequency of Charges**



## Department Overview – Normal Police Department

---

Normal Police Department consists of eighty-two (82) sworn officers. In September 2016, the department utilized six (6) body worn cameras for three (3) patrol shifts.

In July 2018, Normal Police Department received seventy-six (76) Panasonic Arbitrator MK-3 Body Worn Cameras. From July to September 2018, the Department phased seventy (70) cameras into service, leaving six (6) cameras in reserve.

### ***Technical Issues***

Normal Police Department reports issues including officers failing to activate the camera and the cameras falling off the mount.

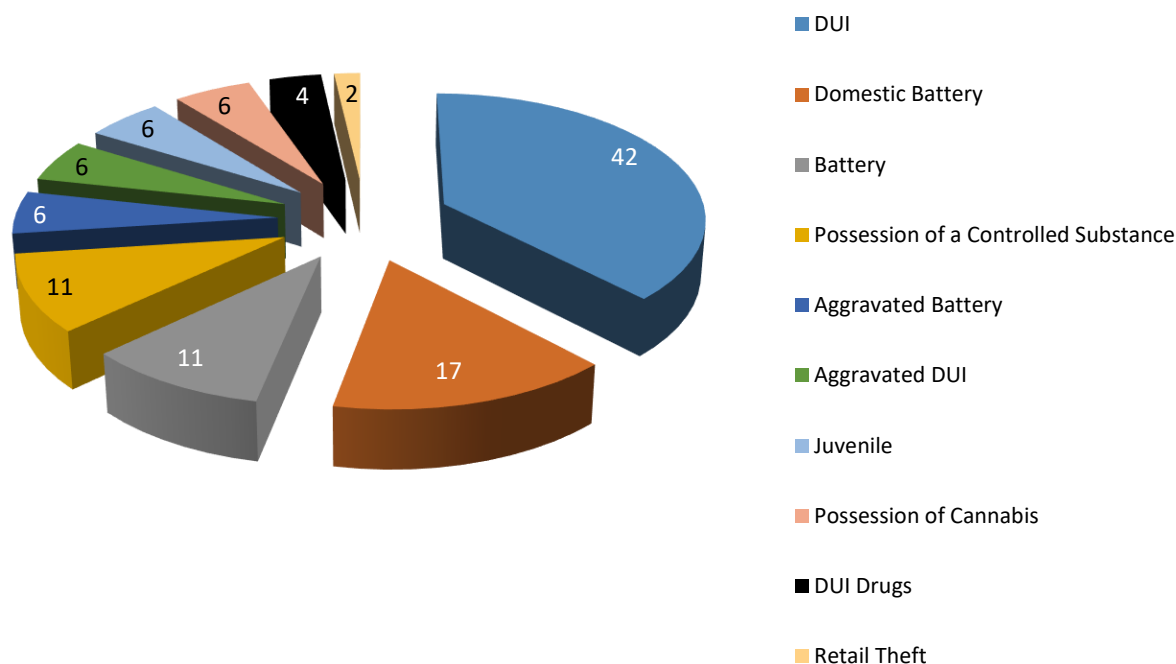
### ***Review Process***

Normal Police Department supervisors randomly review five (5) videos each month from their respective shift. A minimum of two (2) command ranks also review all reports and accompanying body worn camera footage. Supervisors approve, date, and forward reports via the chain of command.

### ***Incidents***

Between January 1, 2018 and December 31, 2018, Normal Police Department recorded 127 incidents leading to 159 offenses charged. Below is a snapshot of greatest frequency of offenses charged.

### **Greatest Frequency of Charges**





## Department Overview – Paxton Police Department

---

Paxton Police Department consists of seven (7) full-time officers and two (2) part-time officers who use three (3) WatchGuard Vista body worn cameras.

### ***Technical Issues***

Paxton Police Department reports no technical issues.

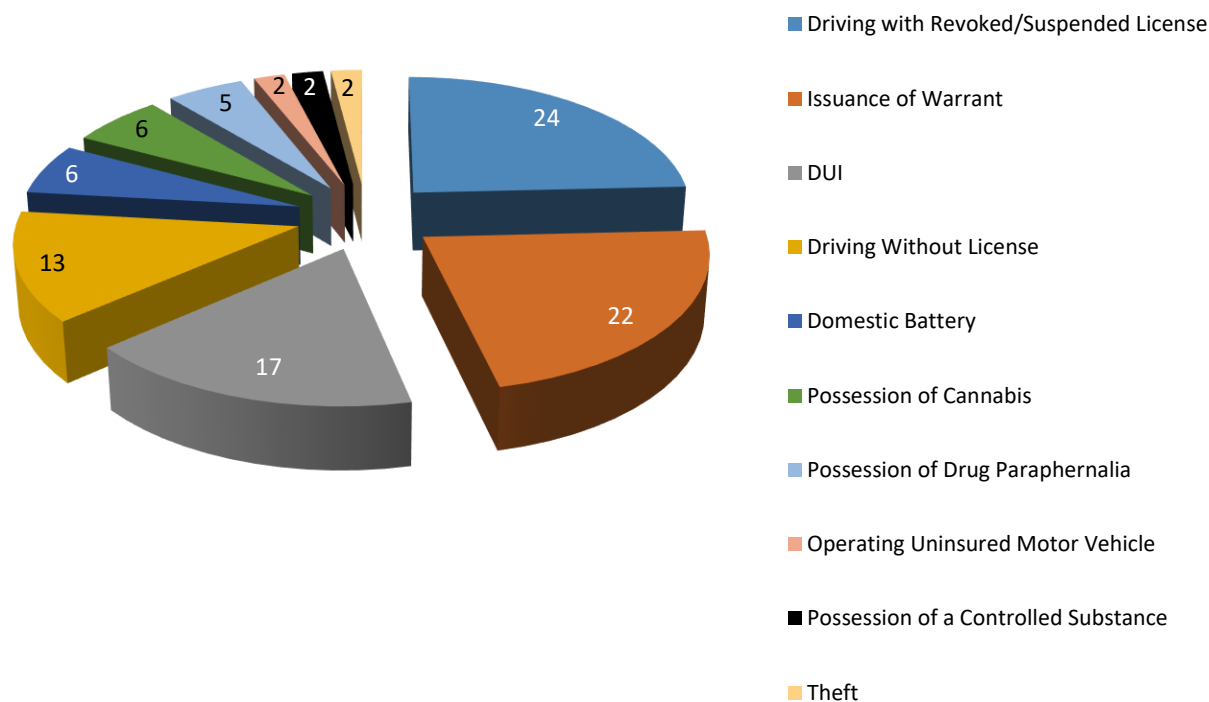
### ***Review Process***

Paxton Police Department chief of police, captain, or sergeant review footage if the Department receives a complaint.

### ***Incidents***

Between January 1, 2018 and December 31, 2018, Paxton Police Department recorded 118 incidents leading to 136 offenses charged. Below is a snapshot of greatest frequency of offenses charged.

### **Greatest Frequency of Charges**



## Department Overview – Peoria County Sheriff's Office

---

Peoria County Sheriff's Office utilizes sixty (60) body worn cameras used by forty-seven (47) deputies. The remaining units are spares.

### ***Technical Issues***

Peoria County Sheriff's Office reports an issue with logistics (charging of camera and uploading data) due to take-home squad cars. The Peoria County IT Department worked with the Sheriff's Office to resolve the issues.

### ***Review Process***

Peoria County Sheriff's Office supervisors review body worn camera footage frequently.

### ***Incidents***

Between June 1, 2018 and December 31, 2018, Peoria County Sheriff's Office recorded two (2) incidents leading to two (2) offenses charged, which included: delivery of a controlled substance and criminal trespass to real property.

## Department Overview – Peoria Heights Police Department

---

Peoria Heights Police Department consists of fourteen (14) sworn officers, which includes one (1) chief of police, one (1) deputy chief, three (3) sergeants, and nine (9) officers. The Department utilizes twelve (12) of the body worn cameras daily while the deputy chief's body camera is a back-up for patrol officers.

### ***Technical Issues***

Peoria Heights Police Department reports issues including: two (2) shirt clips broke for the body worn cameras, one (1) camera had an "error" message, and another body worn camera side button broke when it fell. WatchGuard provided replacements within forty-eight (48) hours.

### ***Review Process***

Peoria Heights Police Department deputy chief of police reviews all footage each day to ensure cameras operate correctly and there are no policy violations.

### ***Incidents***

Between December 1, 2018 and December 31, 2018, Peoria Heights Police Department recorded two (2) incidents leading to two (2) offenses charged, which include residential burglary and home invasion.

## Department Overview – Petersburg Police Department

---

Petersburg Police Department consists of six (6) full-time officers and four (4) part-time officers who utilize the body worn cameras. The Department started the year with six (6) cameras; however, one (1) camera no longer functions.

### ***Technical Issues***

Petersburg Police Department reports no technical issues.

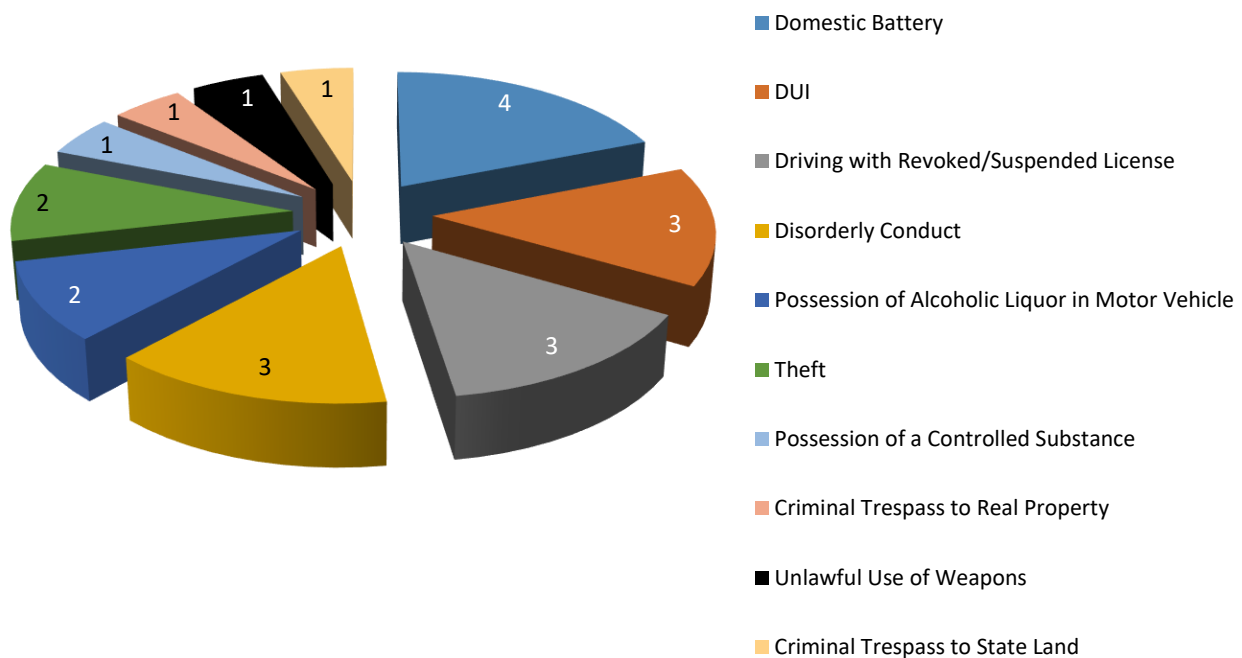
### ***Review Process***

Petersburg Police Department supervisory personnel reviews footage of each officer at least once every sixty (60) days, logs the review, and holds a meeting with the officer.

### ***Incidents***

Between January 1, 2018 and December 31, 2018, Petersburg Police Department recorded twenty-eight (28) incidents leading to twenty-nine (29) offenses charged. Below is a snapshot of greatest frequency of offenses charged.

### **Greatest Frequency of Charges**



## Department Overview – Quincy Police Department

---

Quincy Police Department consists of seventy-four (74) sworn law enforcement officers, which includes one (1) chief of police, two (2) deputy chiefs, three (3) lieutenants, twelve (12) sergeants, fifty-six (56) officers, and one (1) civilian animal control officer. The Department deployed body worn cameras by Utility in October 2018. The camera itself is a modified Motorola Moto Z smart cellular phone to function only as a body worn camera.

The Quincy Police Department utilizes fifty-eight (58) body worn cameras used by fifty-one (51) patrol personnel who maintain them. The administrative services sergeant and the civilian animal control officer use body worn cameras as well. The Department possesses five (5) spare cameras.

### **Technical Issues**

Quincy Police Department reports issues including the Bluetooth controller failing to connect with the camera, obscured video image from camera holster, and low battery life.

### **Review Process**

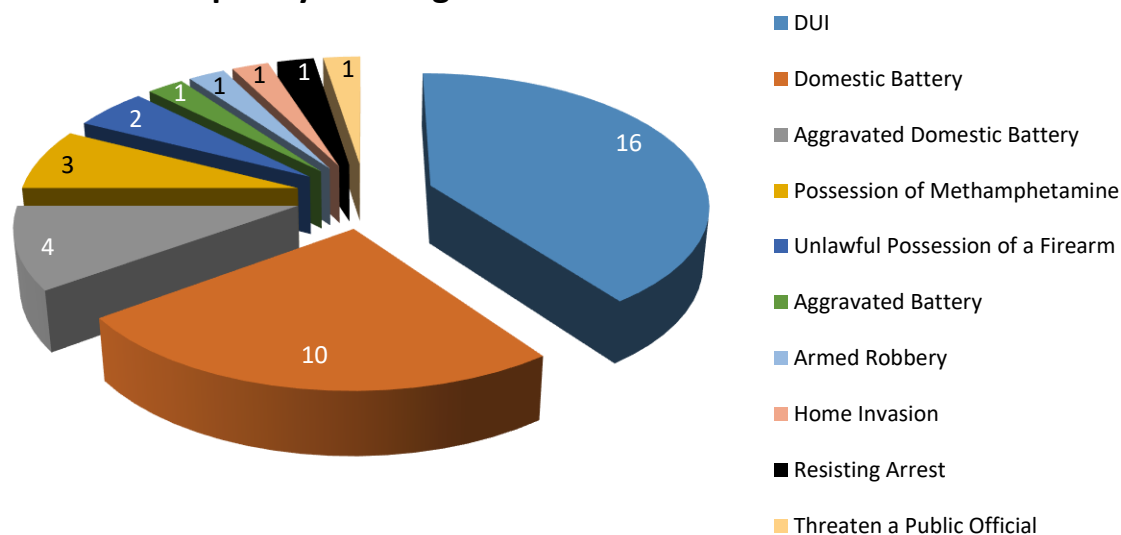
Quincy Police Department supervisors review all body worn camera footage for: a citizen complaint, a review of tactics, an ongoing investigation, technical issues, writing reports, alleged misconduct, alleged policy/procedure violations, or internal affairs investigations.

Supervisors cannot review body worn camera footage randomly for disciplinary action.

### **Incidents**

Between October 1, 2018 and December 31, 2018, Berkeley Police Department recorded thirty-nine (39) incidents leading to forty-one (41) offenses charged. Below is a snapshot of greatest frequency of offenses charged.

### **Greatest Frequency of Charges**



## Department Overview – Rantoul Police Department

---

Rantoul Police Department utilizes twenty-four (24) body worn cameras used by twenty-four (24) officers.

### ***Technical Issues***

Rantoul Police Department reports issues including internal hardware malfunctions and failed batteries.

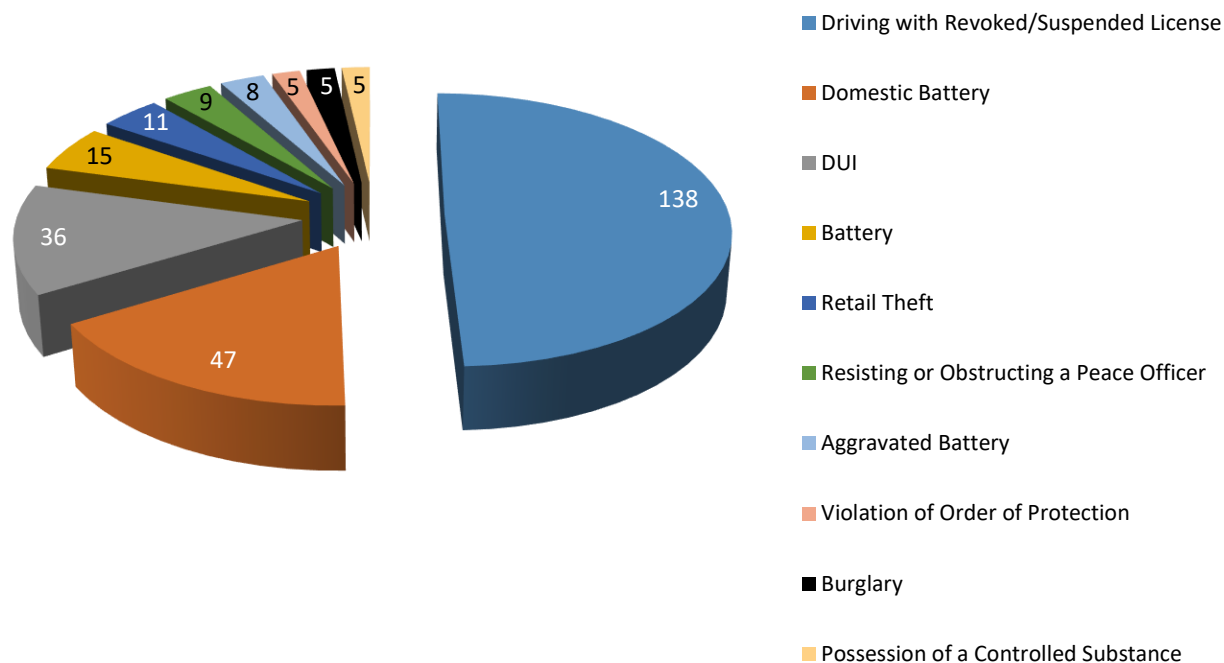
### ***Review Process***

Rantoul Police Department supervisors review footage while investigating alleged misconduct or reports of meritorious conduct or in performance review.

### ***Incidents***

Between January 1, 2018 and December 31, 2018, Rantoul Police Department recorded 344 incidents leading to 348 offenses charged. Below is a snapshot of greatest frequency of offenses charged.

### **Greatest Frequency of Charges**



## Department Overview – Richton Park Police Department

---

Richton Park Police Department consists of twenty-nine (29) full-time officers and one (1) part-time officer. Fourteen (14) officers, four (4) corporals, and two (2) sergeants working patrol division use twenty (20) body worn cameras.

### ***Technical Issues***

Richton Park Police Department reports docking station malfunctions. The connector pin broke making downloading and recharging impossible. The Department returned the cameras to the company and resolved the issue.

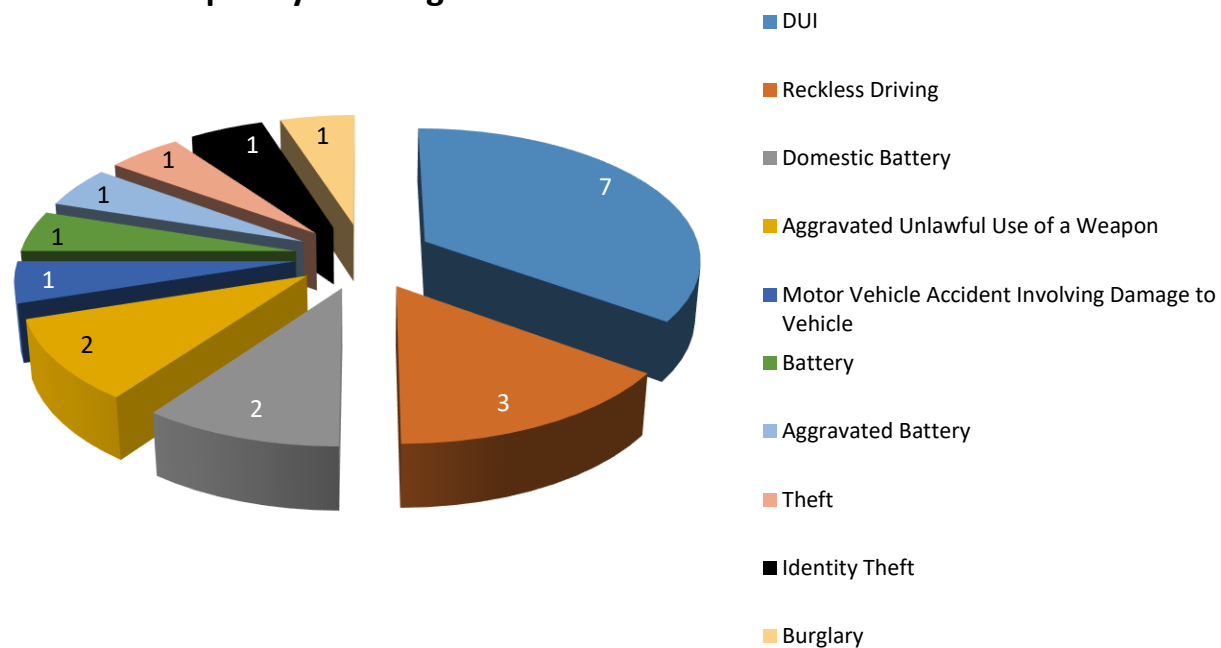
### ***Review Process***

Richton Park Police Department sergeants review body worn camera footage of two (2) officers they directly supervise monthly, picking different officers each month and whenever there is a use of force incident. The body worn camera footage reviewed must be at least ten (10) minutes long. Sergeants document the officer's professionalism and note any violations of departmental policy.

### ***Incidents***

Between May 1, 2018 and December 31, 2018, Richton Police Department recorded twenty-three (23) incidents leading to twenty-three (23) offenses charged. Below is a snapshot of greatest frequency of offenses charged.

### **Greatest Frequency of Charges**



## Department Overview – Rock Island Police Department

---

Rock Island Police Department consists of eighty-one (81) sworn positions in five (5) divisions that include: administrative, patrol, criminal investigation, technical services, and tactical operations. The Department deployed Axon Body II and Flex II Body Worn Cameras beginning April 2017.

Fifty-three (53) officers in the patrol division and seven (7) members of the tactical operations division use these body worn cameras. The Department's emergency response team uses seventeen (17) Axon Flex II Body Worn Cameras.

### ***Technical Issues***

Rock Island Police Department reports issues including failure to charge fully, activation switch failing, and battery expansion. The Department returned eleven (11) body worn cameras to Axon for replacement.

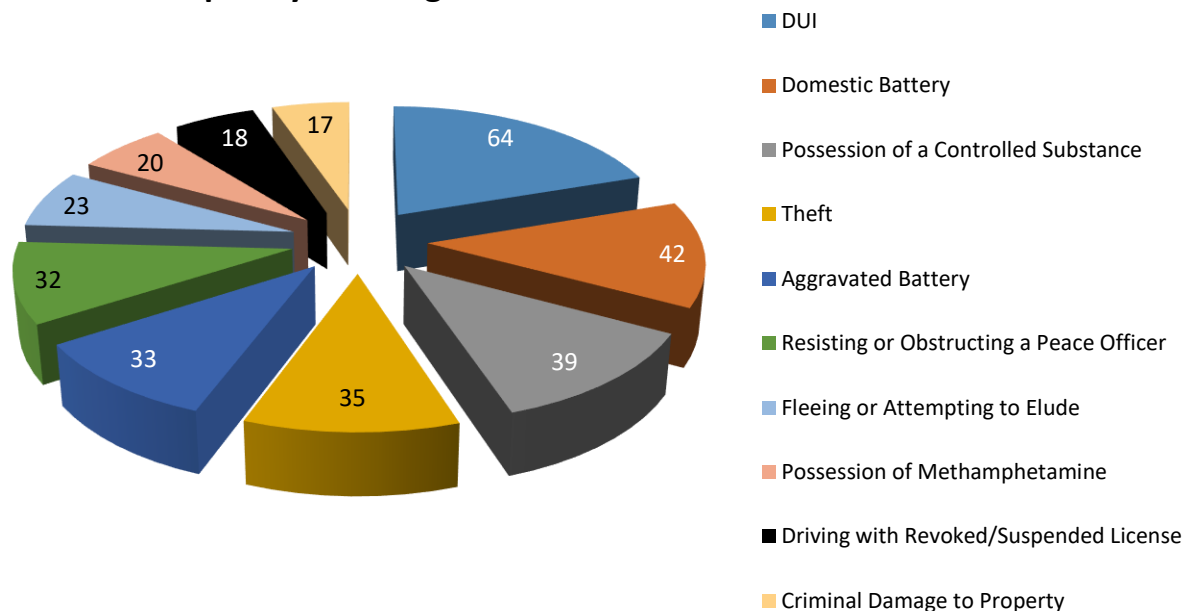
### ***Review Process***

Rock Island Police Department supervisors review body worn camera footage when investigating use of force incidents, squad car accidents, pursuits, external or internal complaints, or for any other supervisory oversight function.

### ***Incidents***

Between January 1, 2018 and December 31, 2018, Rock Island Police Department recorded 570 incidents leading to 702 offenses charged. Below is a snapshot of greatest frequency of offenses charged.

### **Greatest Frequency of Charges**





## Department Overview – Rockdale Police Department

---

Rockdale Police Department consists of one (1) full-time police chief, one (1) full-time sergeant, four (4) full-time police officers, four (4) part-time officers, and one (1) part-time administrative assistant. The Department utilizes nine (9) body worn cameras.

### ***Technical Issues***

Rockdale Police Department reports issues including low battery life and activation button failure, and purchased spare batteries to resolve the issue.

### ***Review Process***

Rockdale Police Department supervisors review footage to ensure officers use the cameras, to assist writing of a case report, if a citizen files a complaint, or if there is a use of force incident.

### ***Incidents***

Between October 1, 2018 and November 30, 2018, Rockdale Police Department recorded two (2) incidents leading to two (2) offenses charged, which include driving with revoked/suspended license and domestic battery.

## Department Overview – Rosemont Public Safety Department

---

Rosemont Public Safety Department utilizes 106 body worn cameras by seventy-two (72) full-time sworn public safety officers.

### ***Technical Issues***

Rosemont Public Safety Department reports no technical issues.

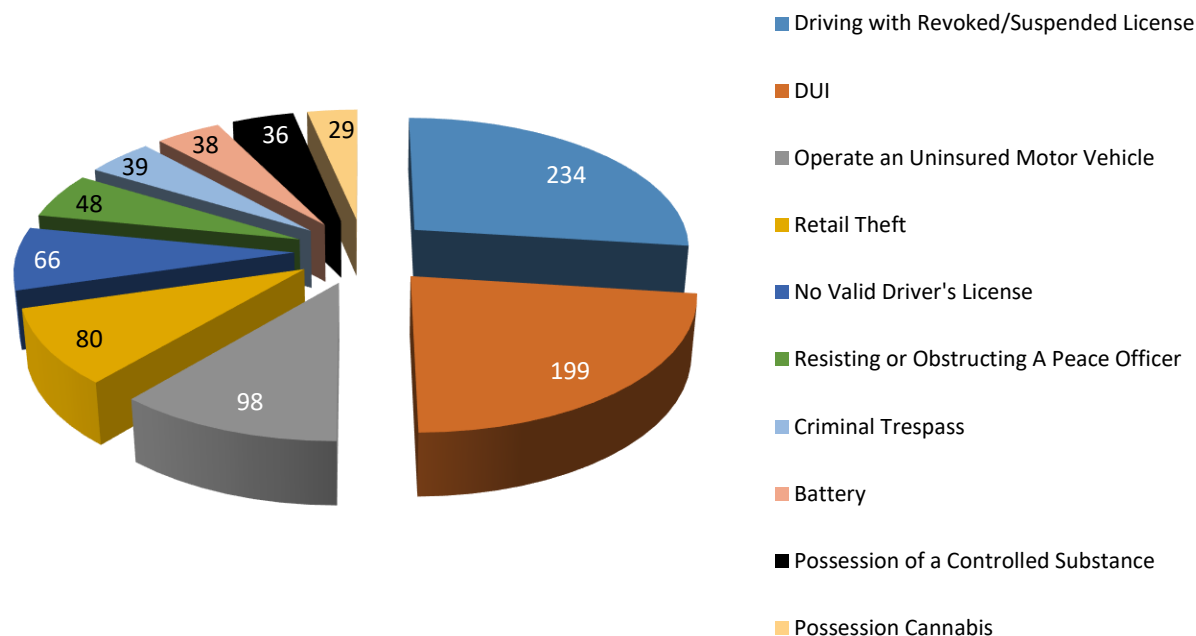
### ***Review Process***

Rosemont Public Safety Department supervisors review four (4), separate and random, field events of each public safety officer monthly.

### ***Incidents***

Between January 1, 2018 and December 31, 2018, Rosemont Police Department recorded 910 incidents leading to 1,341 offenses charged. Below is a snapshot of greatest frequency of offenses charged.

### **Greatest Frequency of Charges**



## Department Overview – San Jose Police Department

---

San Jose Police Department consists of four (4) officers who use three (3) body cameras.

### ***Technical Issues***

San Jose Police Department reports an issue with a disabled power button. The manufacturer advised the Department to dispose of the camera.

### ***Review Process***

San Jose Police Department uses 50 ILCS 706 as a guide for their review process.

### ***Incidents***

Between March 1, 2018 and April 30, 2018, San Jose Police Department recorded three (3) incidents leading to three (3) offenses charged, which include DUI (two (2) incidents) and obstructing justice.

## Department Overview – Sesser Police Department

---

Sesser Police Department consists of one (1) chief of police, four (4) full-time officers, and nine (9) part-time officers. The chief of police and all full-time officers use their own WatchGuard Body Worn Camera. The part-time officers share one (1) body worn camera.

### ***Technical Issues***

Sesser Police Department reports an issue with the cameras freezing during activation. The manufacturer replaced one camera and advised to hard reset for further issues.

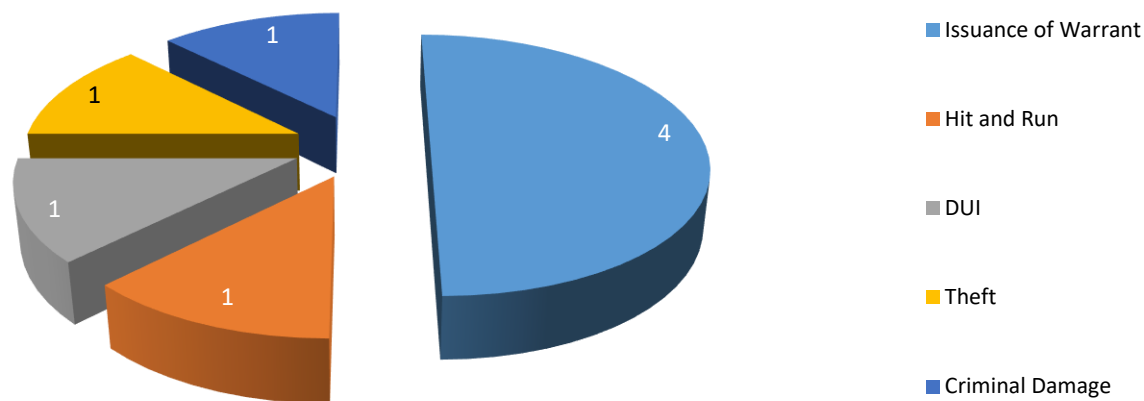
### ***Review Process***

Sesser Police Department supervisors review footage for arrests and provides footage to the State's Attorney's Office.

### ***Incidents***

Between May 1, 2018 and November 30, 2018, Sesser Police Department recorded seven (7) incidents leading to eight (8) offenses charged. Below is a snapshot of greatest frequency of offenses charged.

### **Greatest Frequency of Charges**



## Department Overview – Spring Grove Police Department

---

Spring Grove Police Department utilizes nine (9) body worn cameras by all full-time officers while part-time officers share cameras.

### ***Technical Issues***

Spring Grove Police Department reports issues including wrong date and time stamp, batteries not holding a charge, sporadic activation and deactivation, and video and audio not recording.

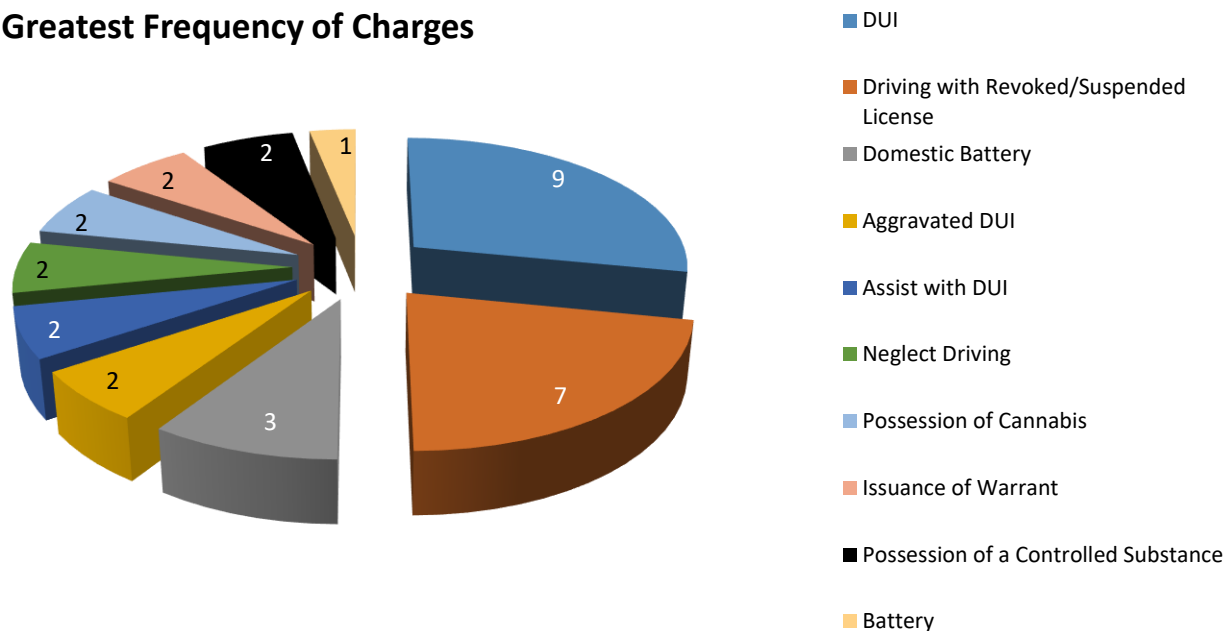
### ***Review Process***

Spring Grove Police Department supervisors randomly review body worn camera footage to ensure equipment operates, ensure officers use devices in accordance with policy, and identify areas for training.

### ***Incidents***

Between September 1, 2018 and December 31, 2018, Spring Grove Police Department recorded forty-seven (47) incidents leading to fifty-one (51) offenses charged. Below is a snapshot of greatest frequency of offenses charged.

### **Greatest Frequency of Charges**



## Department Overview – Springfield Police Department

Springfield Police Department consists of 169 officers and sergeants who use Axon II Body Worn Cameras. Ten (10) members of the street crimes unit in the criminal investigations division also use body worn cameras

### **Technical Issues**

Springfield Police Department reports issues including officers forgetting to activate, cameras falling off the mount, and the power switch turns off during physical contact. Axon exchanged a few body worn cameras and docks. The Department ordered additional mounts that clip to both the uniforms and the body worn cameras. Axon advised the Axon III Body Worn Camera resolves the power switch issue.

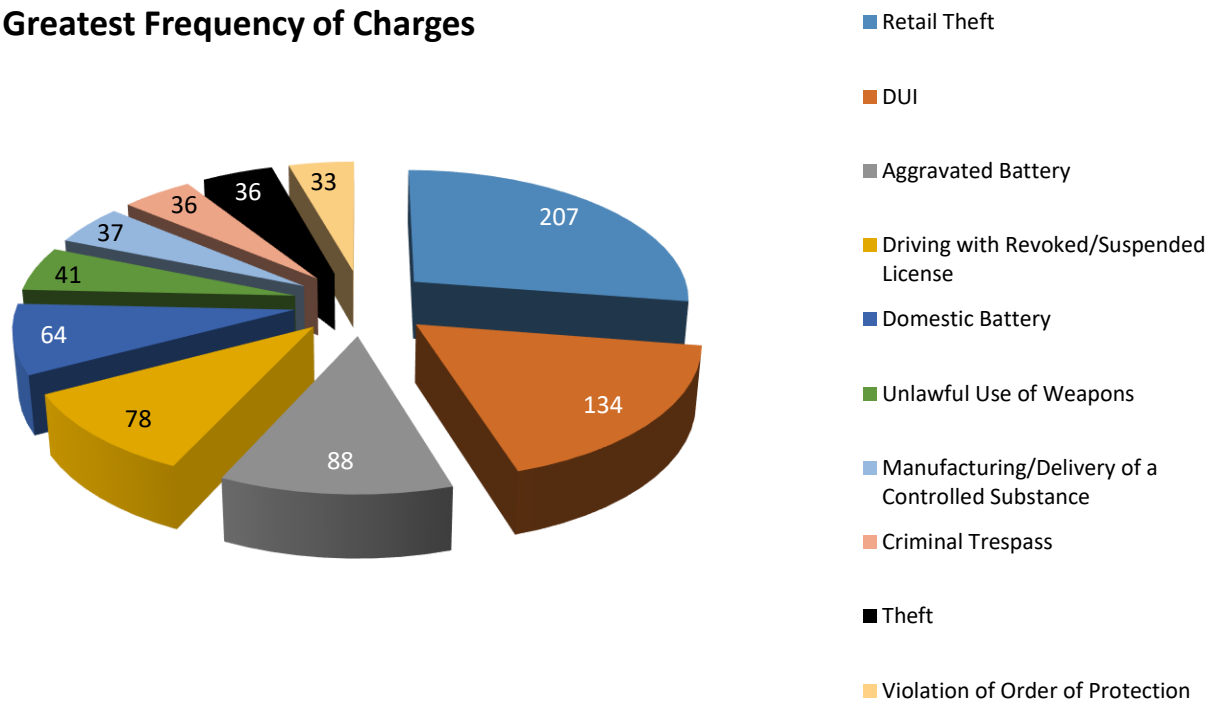
### **Review Process**

Springfield Police Department supervisors review footage for use of force incidents and forward the information via the chain of command, and randomly review two (2) videos each month for the officers in their respective squads to ensure proper use, functionality of equipment, professionalism, and officer safety.

### **Incidents**

Between January 1, 2018 and December 31, 2018, Springfield Police Department recorded 1,172 incidents leading to 1,190 offenses charged. Below is a snapshot of greatest frequency of offenses charged.

### **Greatest Frequency of Charges**



## Department Overview – St. Elmo Police Department

---

St. Elmo Police Department consists of six (6) officers, which include three (3) part-time officers. The Department utilizes three (3) body worn cameras.

### ***Technical Issues***

St. Elmo Police Department reports no technical issues.

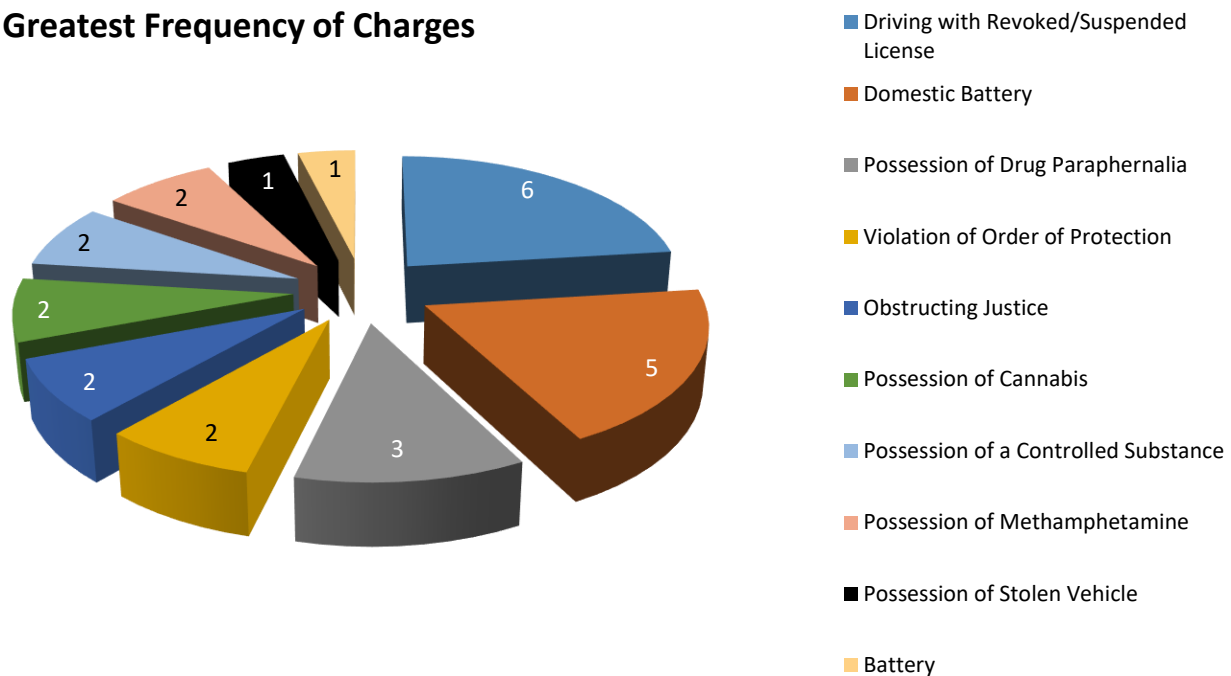
### ***Review Process***

St. Elmo Police Department supervisors review body worn camera footage after arrests, citizen complaints, use of force incidents, and to ensure cameras operate.

### ***Incidents***

Between January 1, 2018 and November 30, 2018, St. Elmo Police Department recorded forty (40) incidents leading to forty-one (41) offenses charged. Below is a snapshot of greatest frequency of offenses charged.

### **Greatest Frequency of Charges**



## Department Overview – Sullivan Police Department

---

Sullivan Police Department utilizes ten (10) body worn cameras by all full-time and part-time officers.

### ***Technical Issues***

Sullivan Police Department reports issues including mislabeling videos, activating cameras when near squad car, and mounts. All issues were resolved.

### ***Review Process***

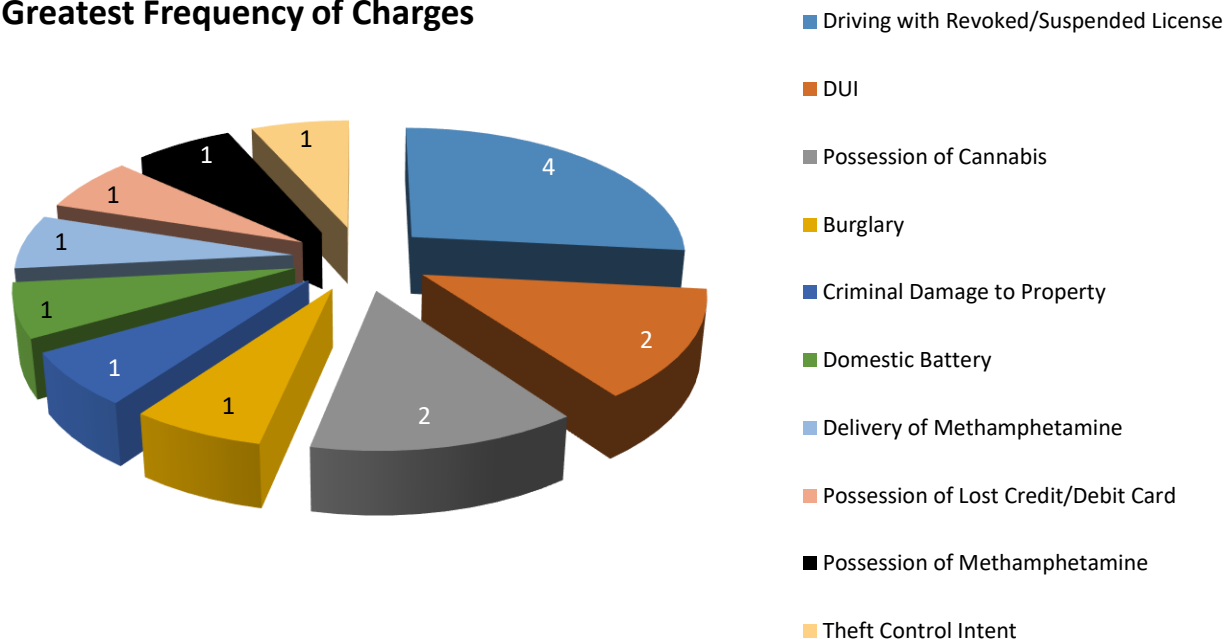
Sullivan Police Department supervisors review footage when investigating alleged misconduct or reports of meritorious conduct or in performance reviews.

Footage may be reviewed upon approval by a supervisor for personnel complaints, administrative investigations, or criminal investigations; pursuant to lawful process; or by media personnel with permission of the chief of police or the authorized designee.

### ***Incidents***

Between August 1, 2018 and November 30, 2018, Sullivan Police Department recorded fourteen (14) incidents leading to fifteen (15) offenses charged. Below is a snapshot of greatest frequency of offenses charged.

### **Greatest Frequency of Charges**





## Department Overview – Union County Sheriff's Office

---

Union County Sheriff's Office utilize eight (8) body worn cameras by eight (8) officers.

### ***Technical Issues***

Union County Sheriff's Office reports slow uploads and is waiting on the software company to update the software.

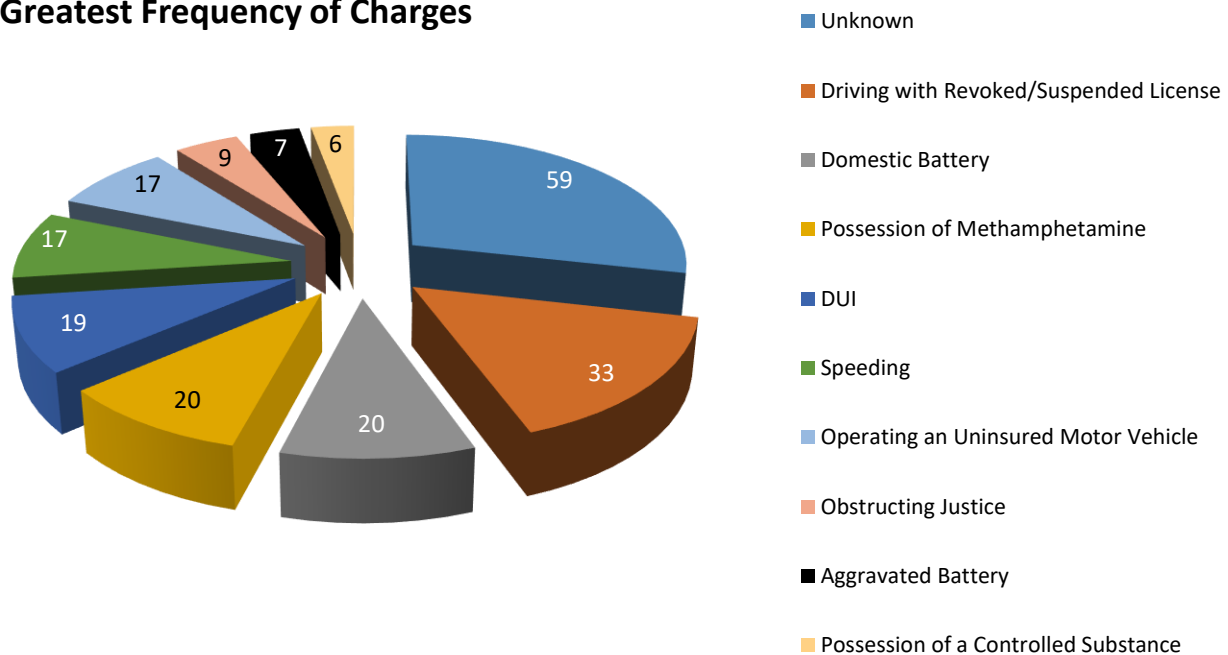
### ***Review Process***

Union County Sheriff's Office supervisors review footage and document date, time, and reason for review at least once every six (6) months.

### ***Incidents***

Between January 1, 2018 and December 31, 2018, Union County Sheriff's Office recorded 228 incidents leading to 234 offenses charged. Below is a snapshot of greatest frequency of offenses charged.

### **Greatest Frequency of Charges**



## Department Overview – University of Chicago Police Department

---

University of Chicago Police Department consists of ninety-three (93) sworn officers and seventy-five (75) of those officers utilize body worn cameras.

### ***Technical Issues***

University of Chicago Police Department reports uploading issues where footage does not upload fully. The manufacturer is remedying this issue.

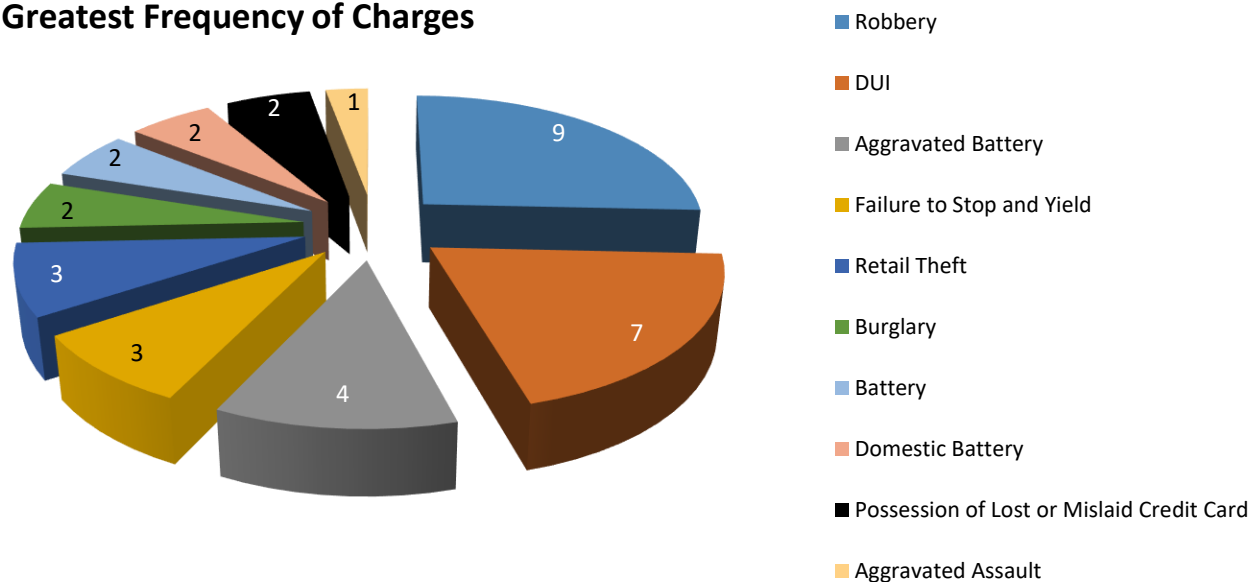
### ***Review Process***

University of Chicago Police Department Professional Standards Commander randomly reviews and documents at least three (3) body worn camera recordings per month and forwards the information via the chain of command.

### ***Incidents***

Between March 1, 2018 and December 31, 2018, the University of Chicago Police Department recorded fifty-two (52) incidents leading to fifty-three (53) offenses charged. Below is a snapshot of greatest frequency of offenses charged.

### **Greatest Frequency of Charges**



## Department Overview – University of Illinois at Chicago Police Department

---

University of Illinois at Chicago Police Department consists of sixty-eight (68) sworn police officers and seventy-seven (77) non-sworn, security, dispatch and administrative staff. Sixty-four (64) sworn police officers employ body worn cameras. The Department utilizes seventy-five (75) body worn cameras.

### ***Technical Issues***

University of Illinois at Chicago Police Department reports issues including unresponsive cameras and failing to charge. The Department returned the cameras for replacement.

### ***Review Process***

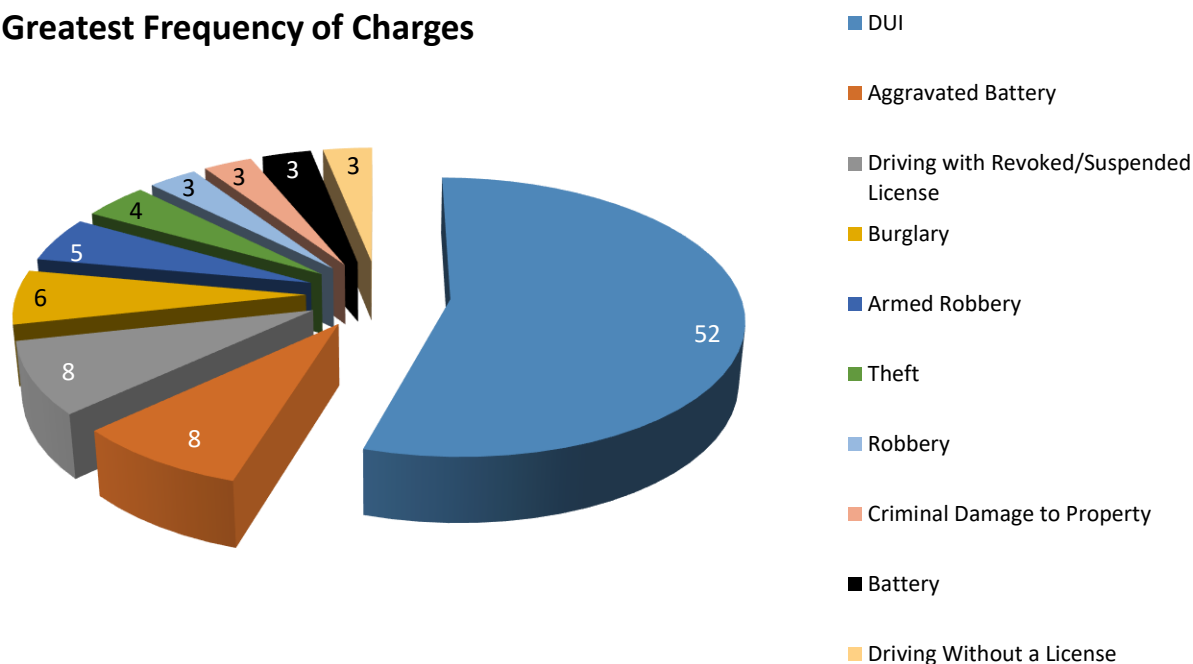
University of Illinois at Chicago Police Department supervisors review and document body worn camera footage of any flagged video.

The recording officer and his/her supervisor may access and review recordings prior to completing incident reports or other documentation if the officer or his/her supervisor discloses this in the report.

### ***Incidents***

Between January 1, 2018 and December 31, 2018, University of Illinois at Chicago Police Department recorded sixty-five (65) incidents leading to 142 offenses charged. Below is a snapshot of greatest frequency of offenses charged.

### **Greatest Frequency of Charges**



## Department Overview – University of Illinois at Urbana Police Department

---

University of Illinois at Urbana Police Department implemented their body worn camera program in August 2018. The Department utilizes sixty-eight (68) body worn cameras by sixty-one (61) sworn officers while seven (7) are spare cameras.

### ***Technical Issues***

University of Illinois at Urbana Police Department reports technical issues including firmware/software failure, microphone failure, dead battery, fogged up lens, and water intrusion.

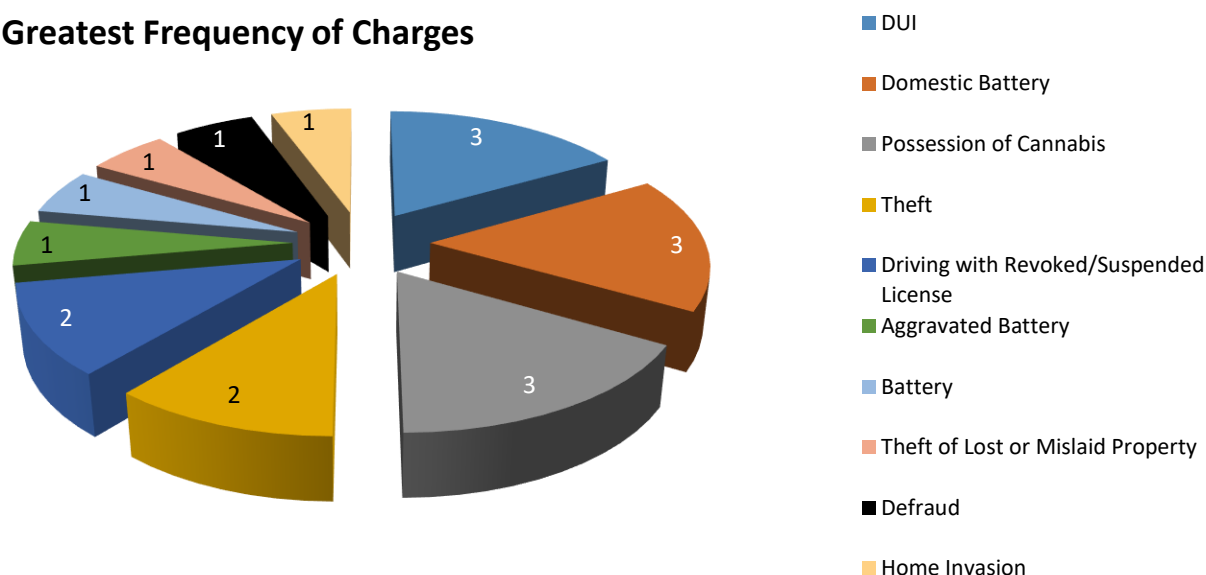
### ***Review Process***

University of Illinois at Urbana Police Department supervisors review cameras monthly and review footage after arrests and use of force incidents.

### ***Incidents***

Between August 1, 2018 and December 31, 2018, University of Illinois at Urbana Police Department recorded twenty-four (24) incidents leading to twenty-six (26) offenses charged. Below is a snapshot of greatest frequency of offenses charged.

### **Greatest Frequency of Charges**



## Department Overview – Waukegan Police Department

---

Waukegan Police Department consists of 145 sworn police officers, each utilizing their own Motorola Si500 Body Worn Camera.

### ***Technical Issues***

Waukegan Police Department reports issues and resolutions including:

- Distorted footage. Motorola replaced all body worn cameras;
- Department cannot access footage when batteries die during a recording. Motorola recovers this footage;
- Incorrect time stamp. Motorola updated the software to resolve issue;
- Footage contains no audio. Motorola replaced these cameras and resolved the issue; and
- Activation failure. Motorola replaced units and batteries.

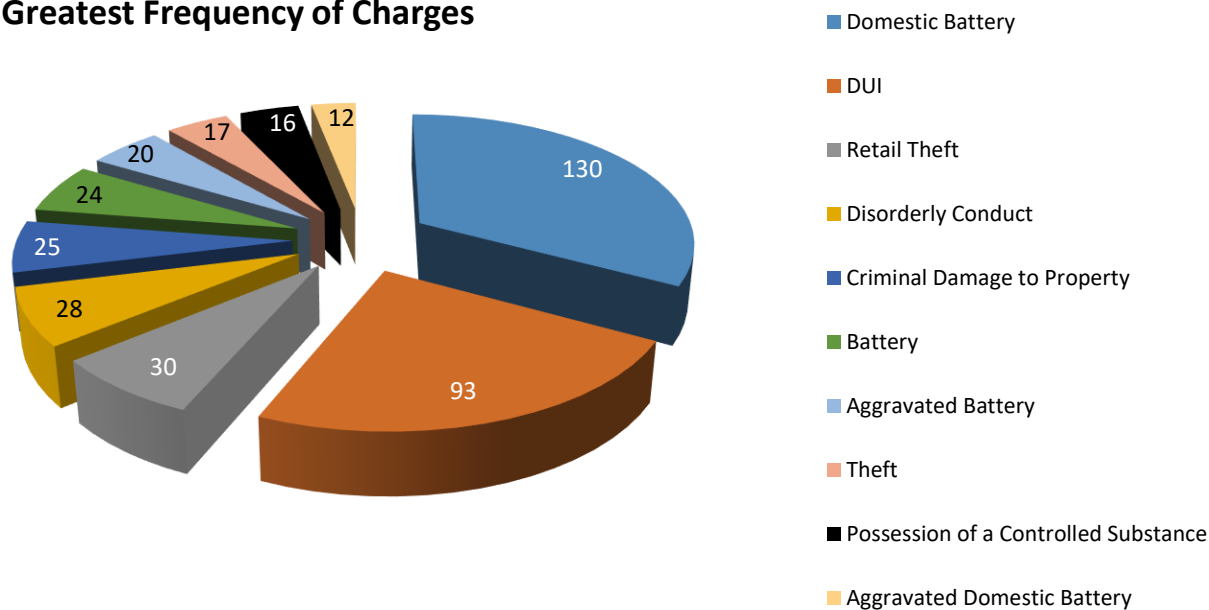
### ***Review Process***

Waukegan Police Department supervisors randomly review and document body worn camera footage monthly to assess officer's performance, proper usage, and identify any need for training.

### ***Incidents***

Between May 1, 2018 and November 30, 2018, Waukegan Police Department recorded 694 incidents leading to 704 offenses charged. Below is a snapshot of greatest frequency of offenses charged.

### **Greatest Frequency of Charges**



## Department Overview – West Chicago Police Department

---

West Chicago Police Department consists of forty-four (44) sworn officers. During 2018, eleven (11) officers utilized Axon Body Worn Cameras.

### ***Technical Issues***

West Chicago Police Department reports an issue with one (1) camera malfunctioning that was replaced by Axon.

### ***Review Process***

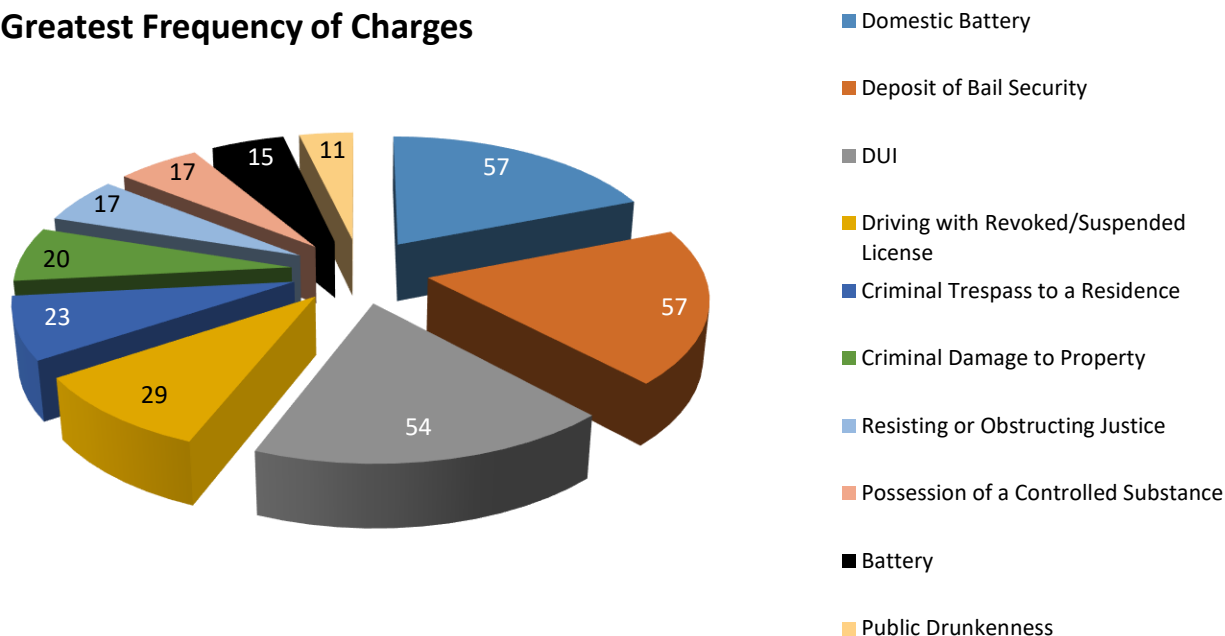
West Chicago Police Department supervisors review body worn camera footage to ensure officers correctly assign footage; officers investigate missing, lost, or damaged body worn cameras; and officers document when they review footage prior to writing an arrest report.

The shift supervisor reviews ten (10) random recordings a month to ensure officers use body worn cameras in compliance with Department policy and procedures.

### ***Incidents***

Between February 1, 2018 and December 31, 2018, West Chicago Police Department recorded 307 incidents leading to 433 offenses charged. Below is a snapshot of greatest frequency of offenses charged.

### **Greatest Frequency of Charges**



## Department Overview – Wood River Police Department

---

Wood River Police Department utilizes eighteen (18) Wolfcom Body Worn Cameras by all fourteen (14) patrolmen and sergeants.

### ***Technical Issues***

Wood River Police Department provided no information.

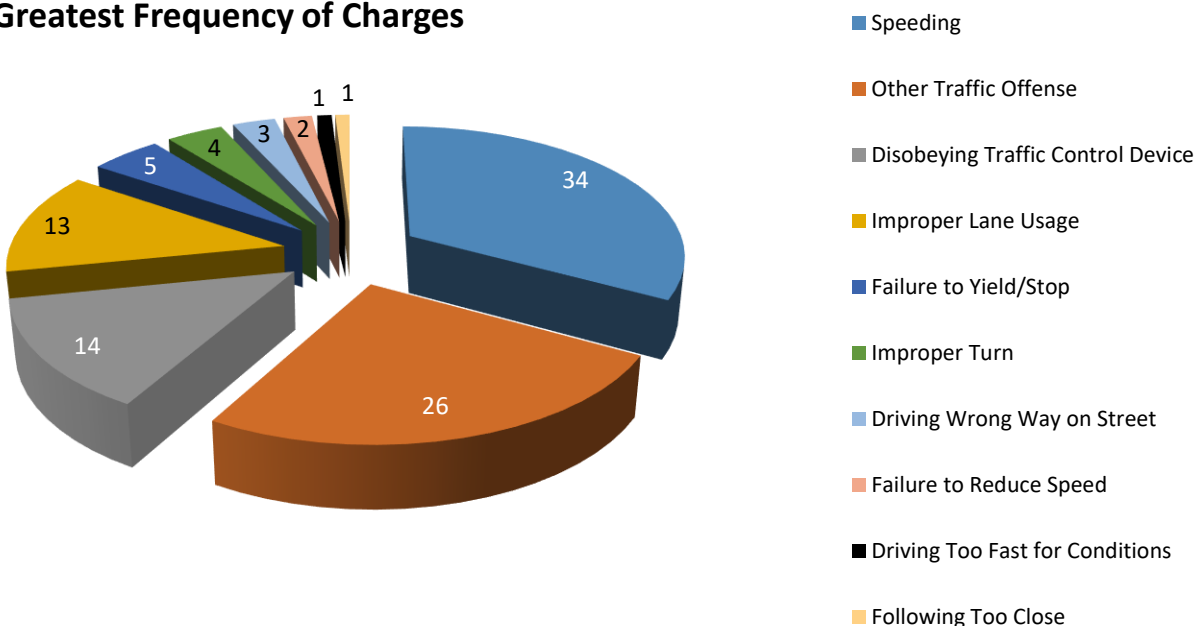
### ***Review Process***

Wood River Police Department provided no information.

### ***Incidents***

Between January 1, 2018 and December 31, 2018, Wood River Police Department recorded ninety-three (93) incidents leading to 112 offenses charged. Below is a snapshot of greatest frequency of offenses charged.

### **Greatest Frequency of Charges**



## Department Overview – Wyoming Police Department

---

Wyoming Police Department utilizes two (2) body worn cameras by six (6) officers.

### ***Technical Issues***

Wyoming Police Department reports no technical issues.

### ***Review Process***

Wyoming Police Department reviews body worn camera footage for complaints against officers and to check officer conduct.

### ***Incidents***

Between April 1, 2018 and September 30, 2018, Wyoming Police Department recorded four (4) incidents leading to four (4) offenses charged, which include DUI (two (2) incidents), disorderly conduct, and unlawful possession of a firearm.



## Department Overview – Zion Police Department

---

Zion Police Department utilizes forty-three (43) body worn cameras by forty-six (46) officers.

### ***Technical Issues***

Zion Police Department reports connectivity issues with uploading.

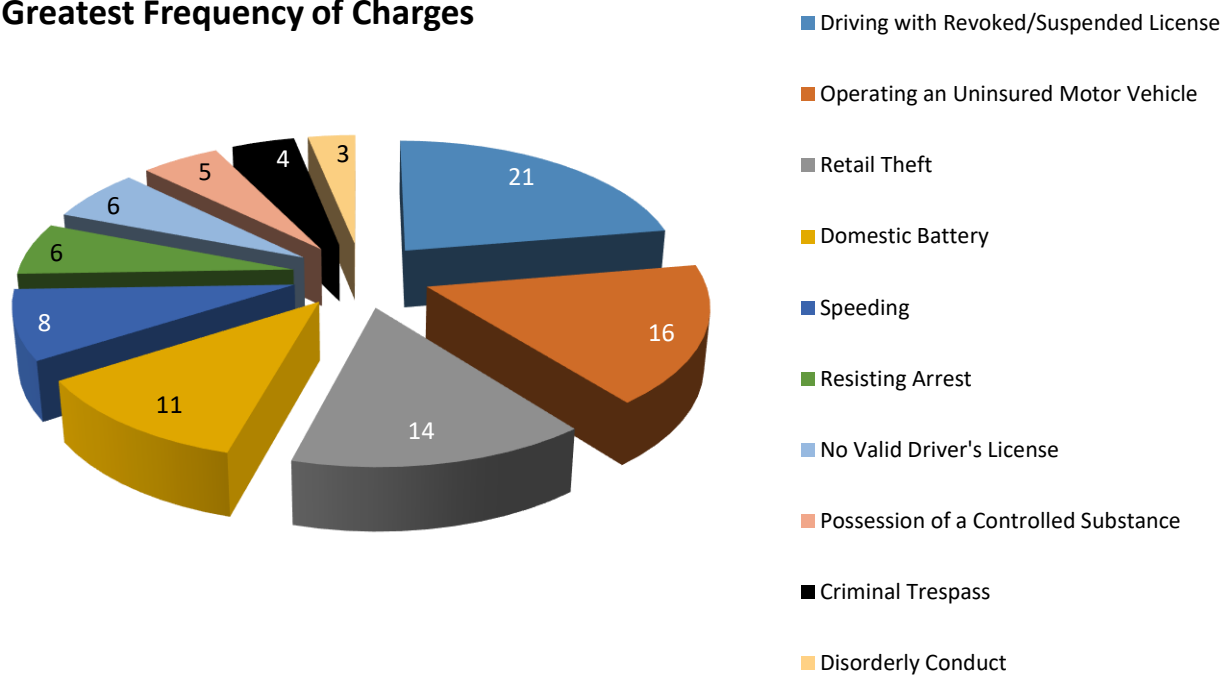
### ***Review Process***

Zion Police Department supervisors review body worn camera footage of use of force incidents, police pursuits, and complaints against officers. Supervisors forward any violation to the chief of police. Sergeants randomly review body worn camera footage throughout the year to ensure policy compliance and forward serious violations via the chain of command.

### ***Incidents***

Between February 1, 2018 and March 31, 2018, Zion Police Department recorded 120 incidents leading to 120 offenses charged. Below is a snapshot of greatest frequency of offenses charged.

### **Greatest Frequency of Charges**





Brent Fischer, Executive Director  
Illinois Law Enforcement Training and Standards Board  
4500 South Sixth Street Road  
Springfield, IL 62703-6617  
(217)782-4540  
[www.ptb.state.il.us](http://www.ptb.state.il.us)